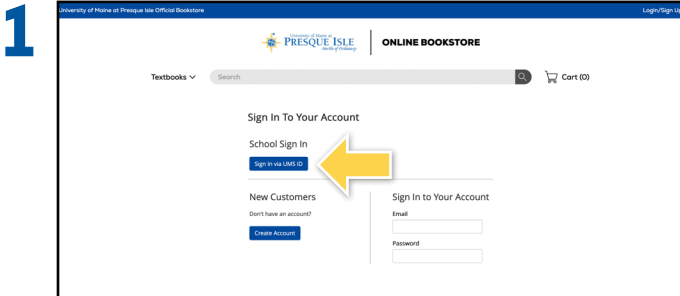
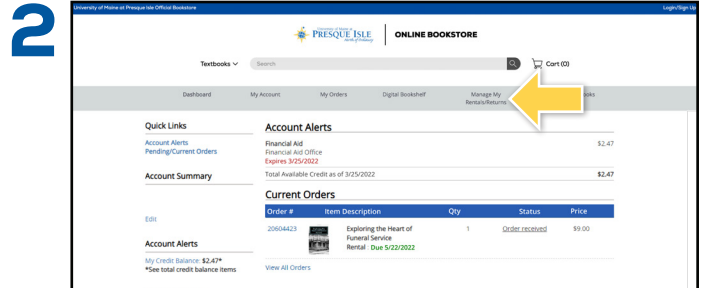


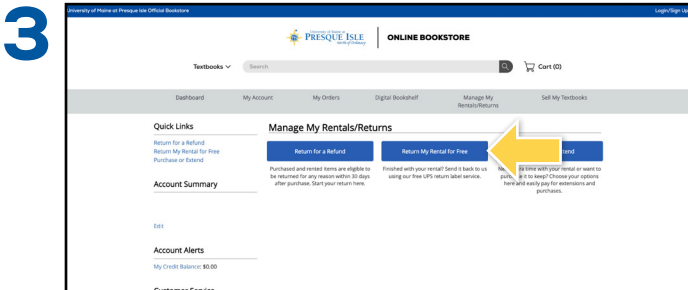
How To Return Rentals



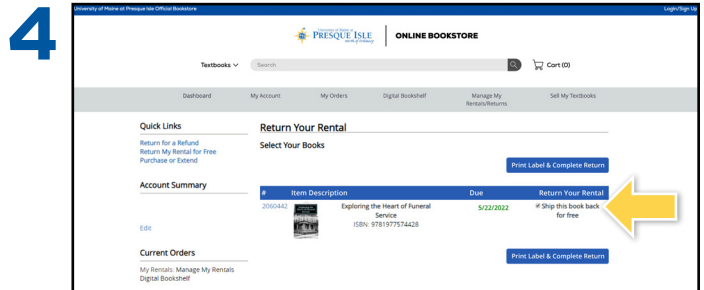
Sign in to your **My Account** by using the credentials with which you placed your order.



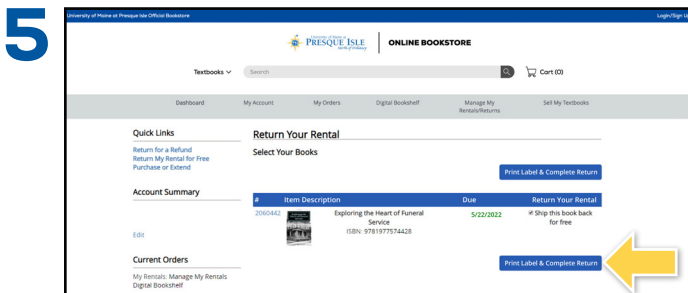
Select **Manage My Rentals/Returns** from the menu at the top of the dashboard.



Select **Return My Rentals for Free** to continue.



Find the rental(s) you wish to return and check the **Ship the Book Back for Free** box.



Select **Print Label & Complete Return** to continue.



Print your free UPS label and packing slip. Insert the packing slip with the rental(s) you are returning and affix the UPS label to the outside of your package. Take your package to any UPS Store.