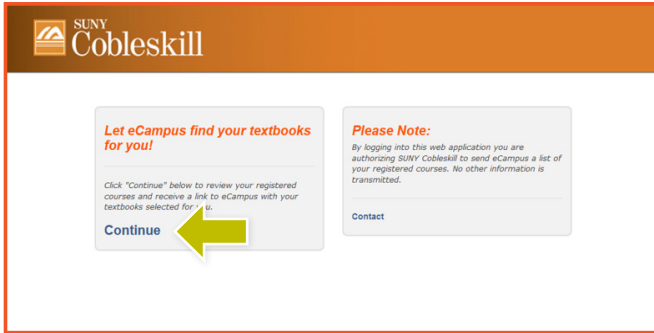


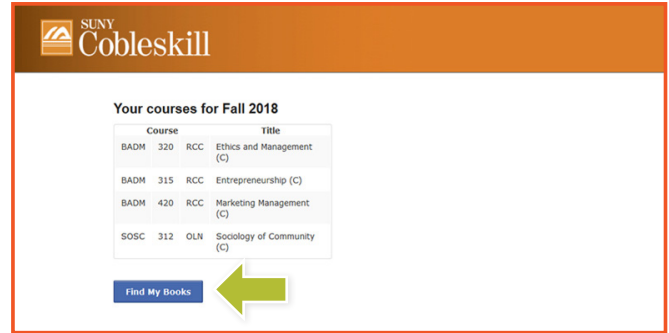
How to Order Course Materials

1



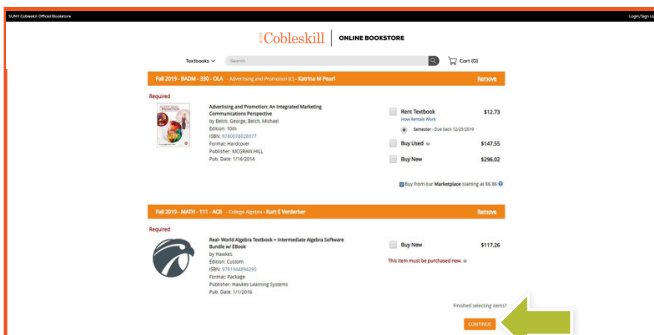
Navigate to <https://secure2.cobleskill.edu/books> and select **Continue**.

2



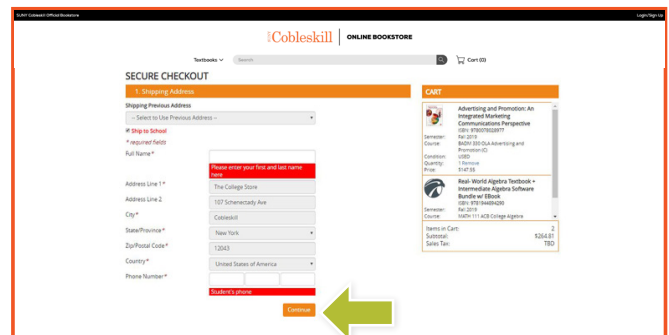
At the bottom of the page, select the **Find My Books** link to view your required materials.

3



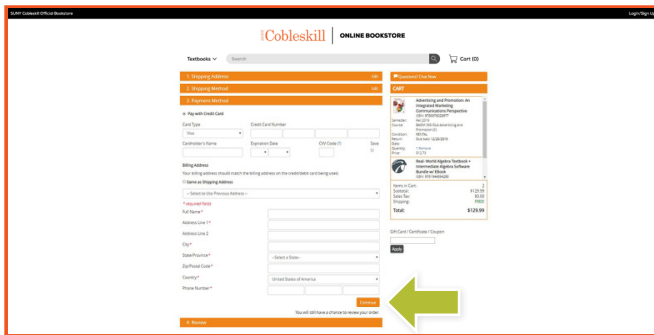
Courses you're enrolled in will automatically populate. Choose your purchasing options and select **Continue**.

4



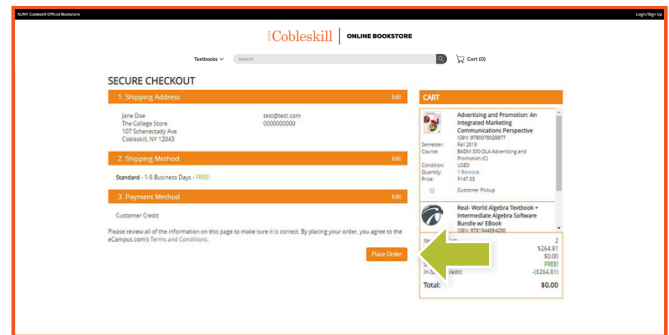
Begin the checkout process by choosing **Ship to The College Store** or entering your shipping address. Select **Continue** to choose your shipping method.

5



Select your method on the payment screen: credit/debit card, book voucher or PayPal. Select **Continue** to review. If a rental is selected, a credit card is required for collateral and will not be charged unless the book is returned damaged or not returned.

6



After reviewing, select **Place Order** to complete the purchase and receive a confirmation number. Order confirmation will also be emailed.