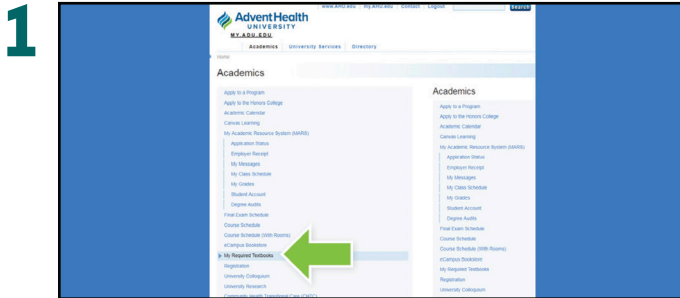
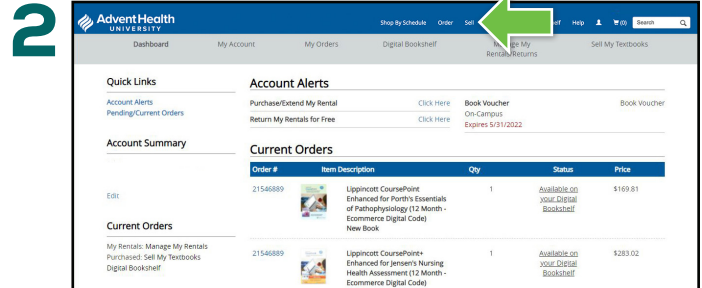


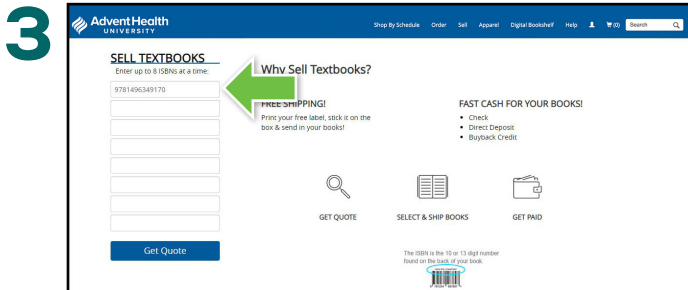
## How to Sell Your Textbooks Online



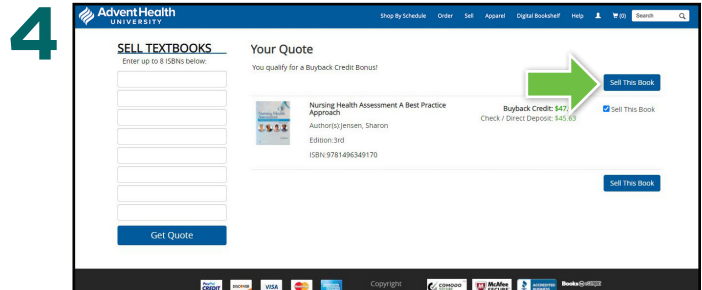
1 Log in to your **MY AHUportal** and select **Academics** from the top menu. Then choose the **My Required Textbooks** link to continue.



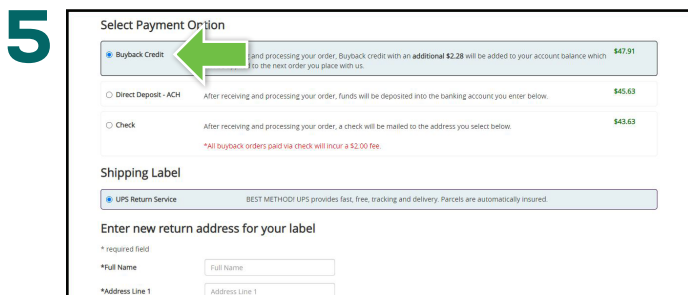
2 Select **Sell** from the top dashboard.



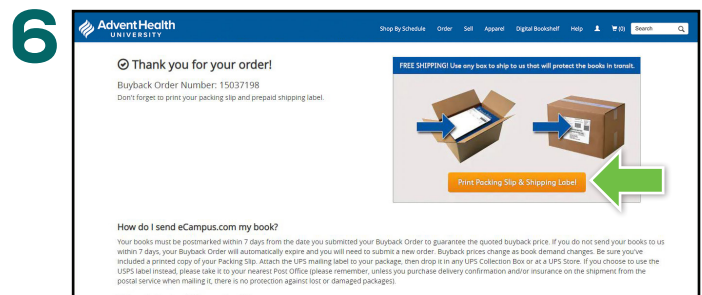
3 Enter in the 13 digit ISBNs you wish to sell and select **Get Quote**.



4 After reviewing your quote, select the items you want to sell and select **Sell This Book**. Confirm the sale by selecting **Sell This Book**.



5 Choose the form of payment you wish to receive and review all items regarding shipping. Once confirmed, select **Complete**.



6 Use your **FREE UPS** label to ship back your return(s). Affix the return label to your package. Place the packing slip inside the package. Take your package to any UPS store to return.

**\*PLEASE BE AWARE OF ITEMS THAT ARE RENTALS AND NEED TO BE RETURNED -NOT SOLD- YOU WILL BE RESPONSIBLE FOR PAYING OFF RENTALS THAT ARE SOLD INSTEAD OF RETURNED**