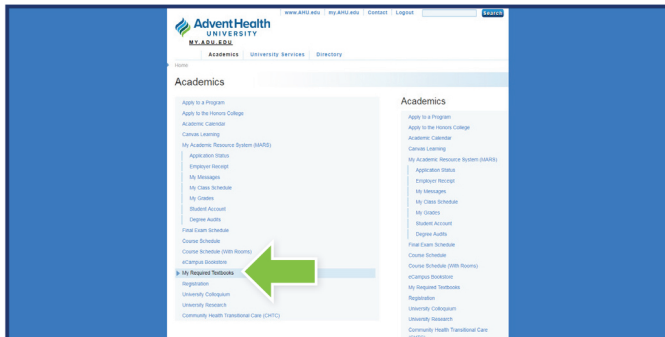
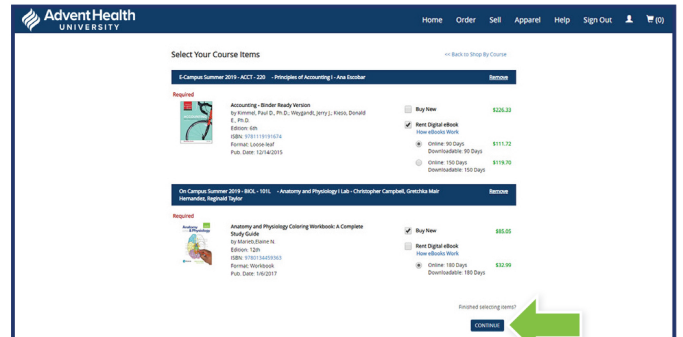


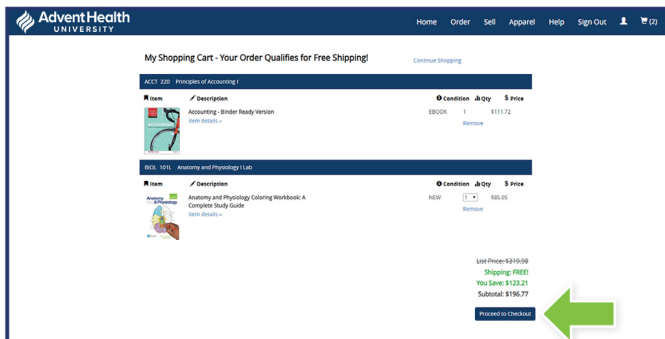
# How to Order Course Materials

**1**


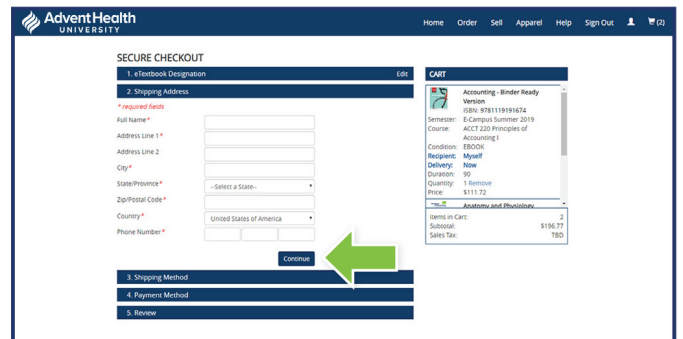
Log in to your **MY AHU** portal and select **Academics** from the top menu. Then choose the **My Required Textbooks** link to continue.

**2**


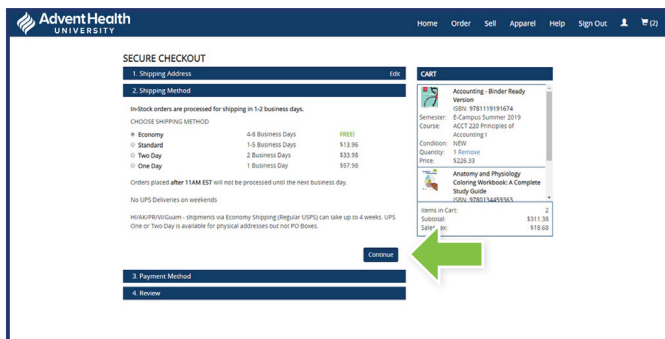
Courses you're enrolled in will automatically populate. Choose your purchasing options and select **Continue**.

**3**


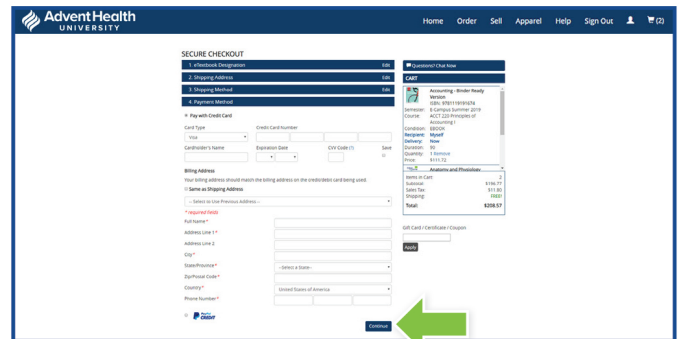
Review your order and select **Proceed to Checkout**.

**4**


Begin the checkout process by entering your shipping address. Select **Continue** to proceed.

**5**


Choose your preferred shipping method and select **Continue**.

**6**


If a book voucher exists on your student account, you can select the checkbox next to the funds to apply it to your purchase balance. You may also choose to pay with a credit card or PayPal\*. Select **Continue** to review your order a final time.

\*If a rental is selected, a credit card is required at checkout for collateral. The card will not be charged unless the book is not returned, or is damaged.