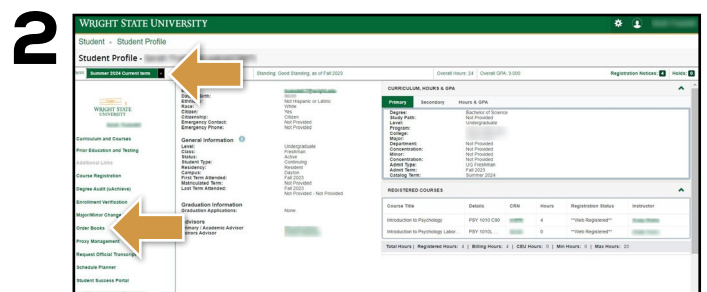
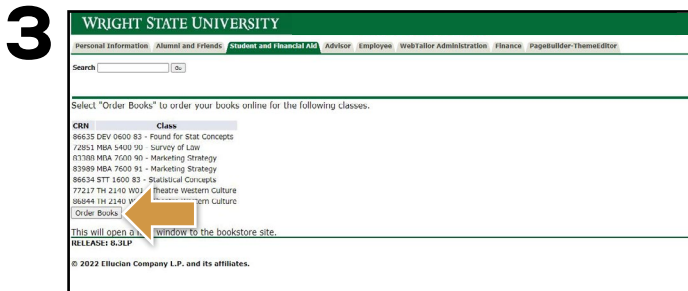


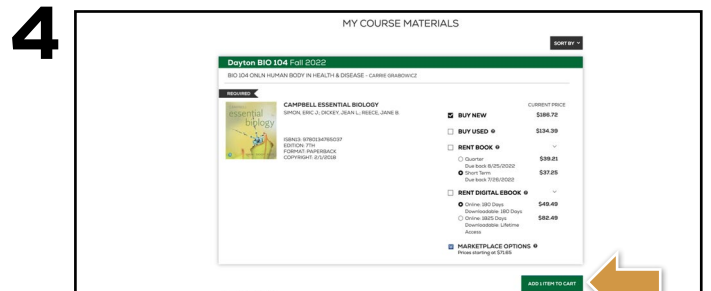
Log into your WINGS portal and navigate to **Student Academics**.



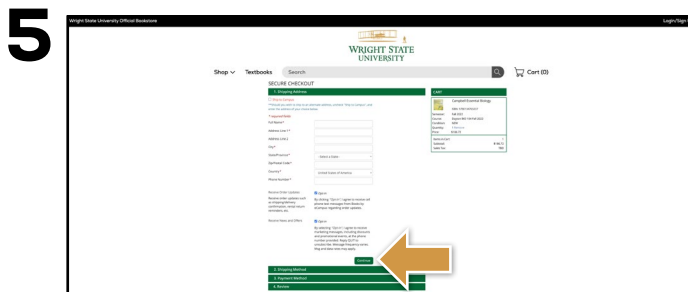
Pick the appropriate term and select the **Order Books** link.



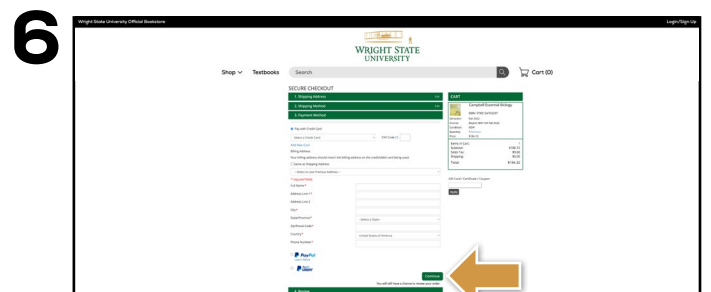
At the bottom of the page, select **Order Books** to view your required materials for that term.



Your course materials will automatically populate based on your schedule. Select your purchasing options and select **Continue**. On the next page, review your order and select **Proceed to Checkout**.



Begin the checkout process by selecting your **Ship to Campus** preference or entering your shipping address. Select **Continue** to choose your shipping method.



Select or enter your payment method. Select **Continue** to review and complete your order.

If a rental is being ordered, a credit card is required at checkout regardless of the selected payment method. The credit card will not be charged unless the rental is not return or is damaged.