


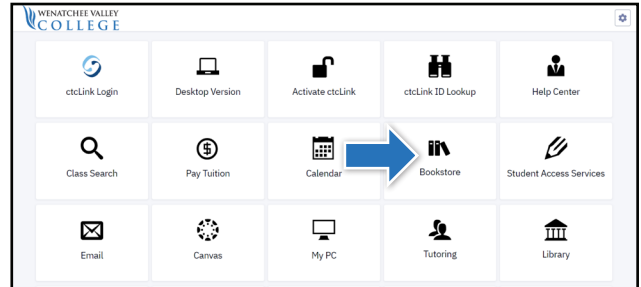
## How To Order Course Materials

1



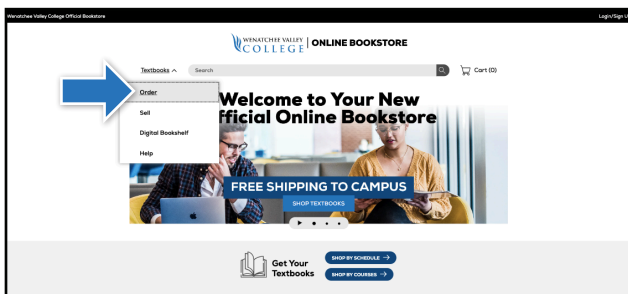
Visit [wvc.edu](http://wvc.edu) and select **MyWVC** in the top navigation bar.

2



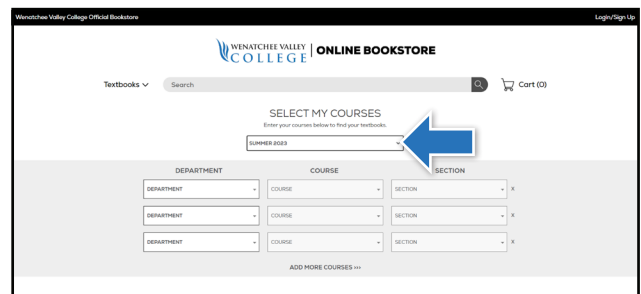
Select the **Bookstore** tile.

3



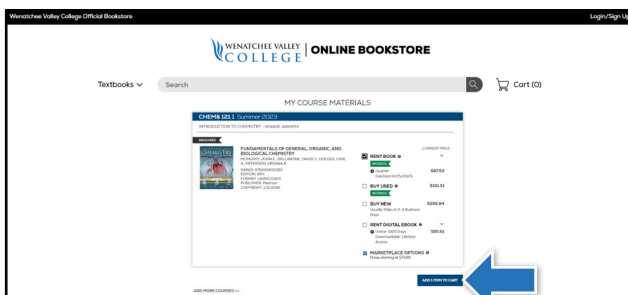
Under the **Textbooks** dropdown, select **Order**.

4



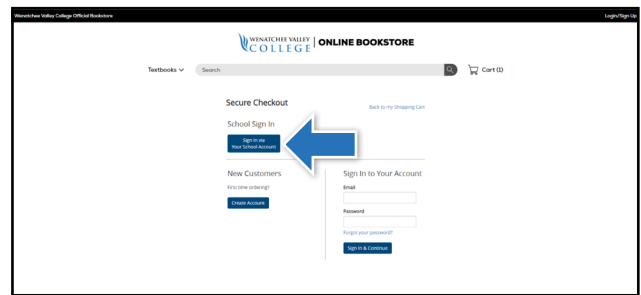
Select your quarter from the dropdown, and select your course(s).

5



Select the items to be purchased and click **Add Item To Cart**. You will then be able to review your order and proceed to checkout.

6



**Sign In via Your School Account** to complete the check out process.