WAYNE STATE COLLEGE | ONLINE BOOKSTORE

How to Order *Your Course Materials*

1



Visit **wsc.ecampus.com** and select **Sign In** in the upper-right corner. Select **Sign In via Your School Account.** You will be redirected to sign in with your Wayne State College credentials.

2

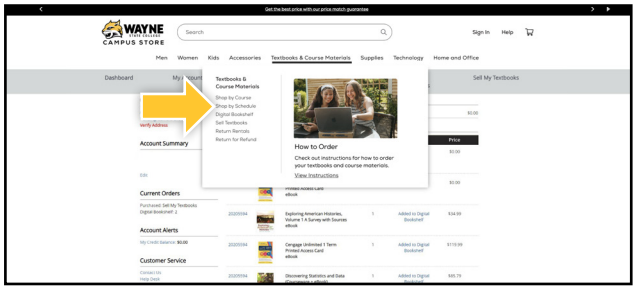

Upon signing in, you will be redirected to your account dashboard. Select **Shop by Schedule** from the **Textbooks & Course Materials** drop-down menu.

3

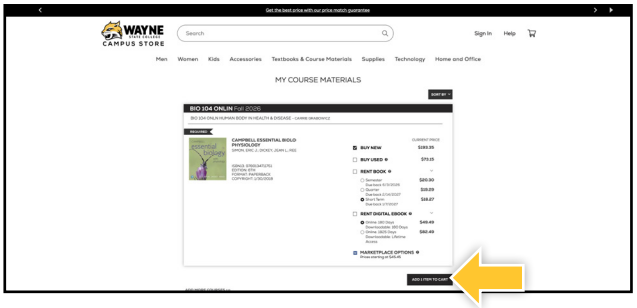

Your course materials will automatically populate based on your schedule. Select the item(s) to be purchased and select **Add Item to Cart.**

4

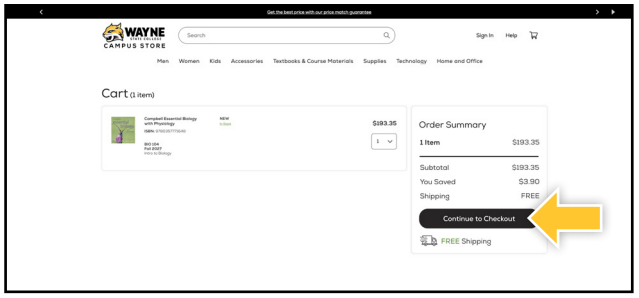

Review your order and select **Continue to Checkout.**

5

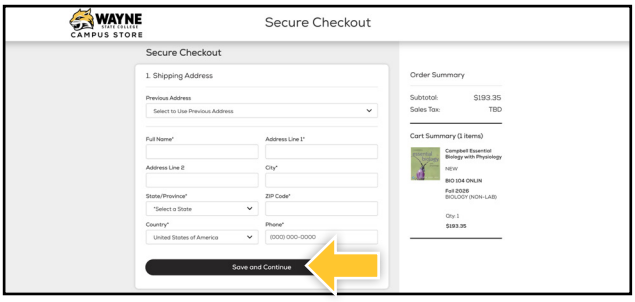

Begin the checkout process by selecting your **Ship to Campus** preference or entering your shipping address. Select **Save and Continue** to choose your shipping method.

6

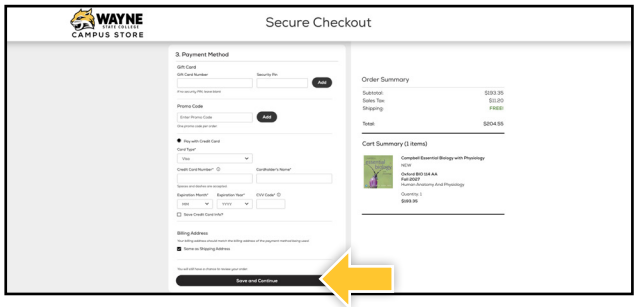

Select or enter your payment method. Select **Save and Continue** to review and complete your order.

If a rental is being ordered, a credit card is required at checkout regardless of the selected payment method. The credit card will not be charged unless the rental is not returned or is damaged.

Questions? wsc.ecampus.com/help

Powered by eCampus.com