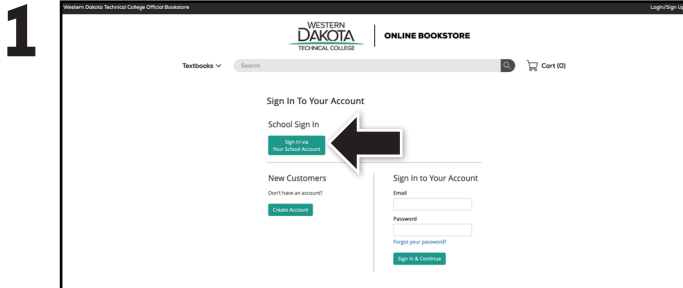



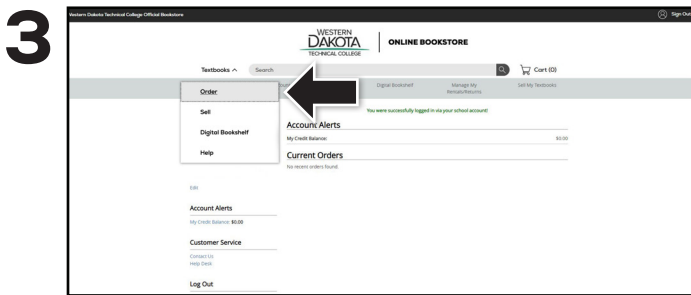
How To Order Course Materials



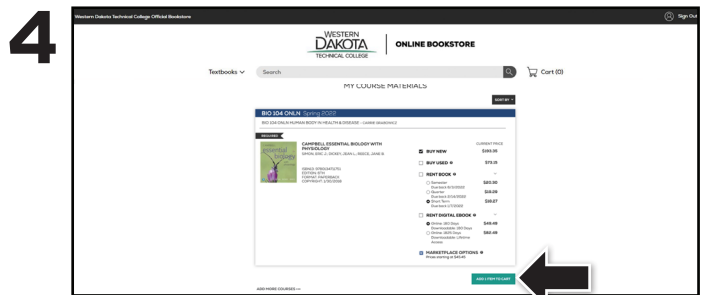
Visit wdt.ecampus.com and sign in via your **WDTC Account**.



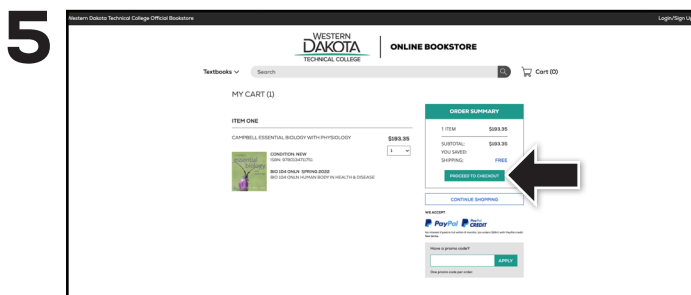
You will be redirected to sign in using your **Western Dakota Technical College credentials**, the same information you use to log in to your MyWDT account (your Student ID and password).



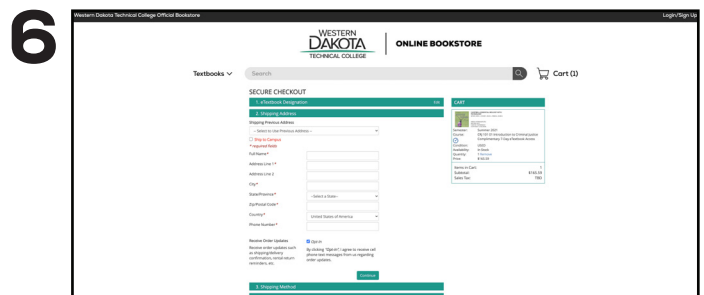
Once directed to your Online Bookstore Account, select **Order** under Textbooks.



Your books will auto-populate based on your course schedule. Select your textbooks from the new, used, rental, ebook or marketplace options. Once all options are chosen, select **Add Item to Cart** at the bottom.



Review your order and select **Proceed to Checkout**.



Select your shipping address, shipping method, and payment information. Financial Aid available will show at checkout. Once an order is completed you will receive a copy of your order to your email address on file.

Western Dakota Technical College is the default shipping method (free shipping on orders shipped to campus). You have the option to update the shipping method to ship to your home address. All orders over \$59 receive free shipping to any address.