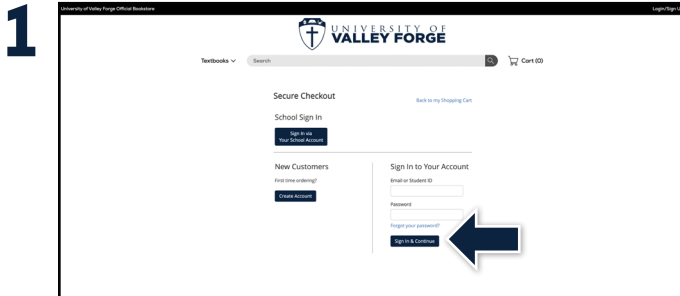
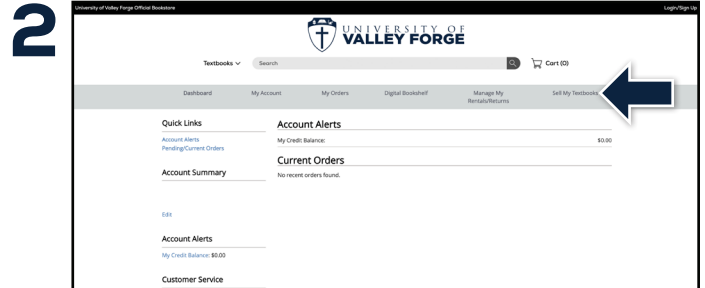



## How to Sell Your Textbooks Online



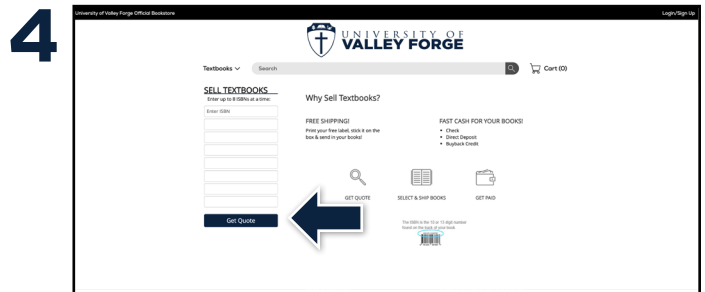
1 Sign into your **My Account** by using the credentials with which you placed your order.



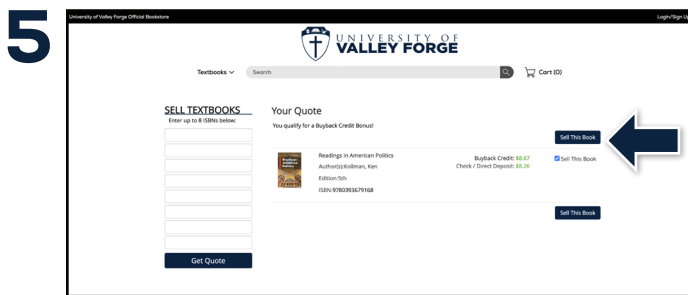
2 Select **Sell My Textbooks** from the dashboard at the top of the page.



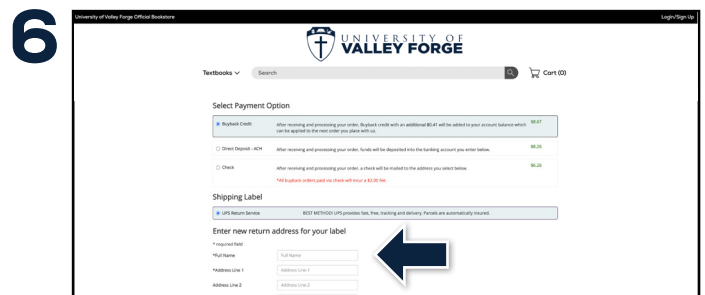
3 Select **Sell to your Online Bookstore**.



4 Enter up to 8 ISBNs at a time and select **Get Quote**.



5 After selecting textbooks, choose a payment option and shipping label. Select **Sell This Book**.



6 Complete by printing the UPS label. Insert packing slip with your book(s) and affix the label to the outside of your package. Take your package to any UPS store.