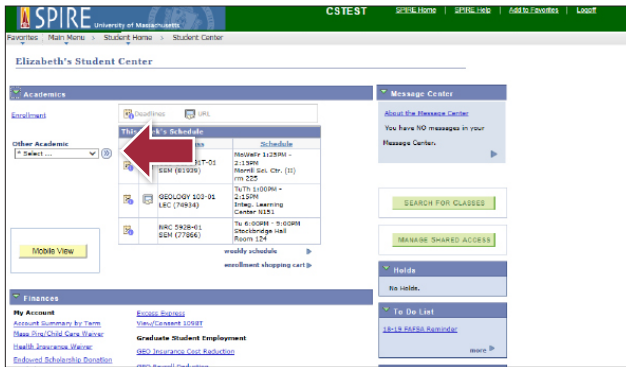


Books by eCampus

umass.ecampus.com

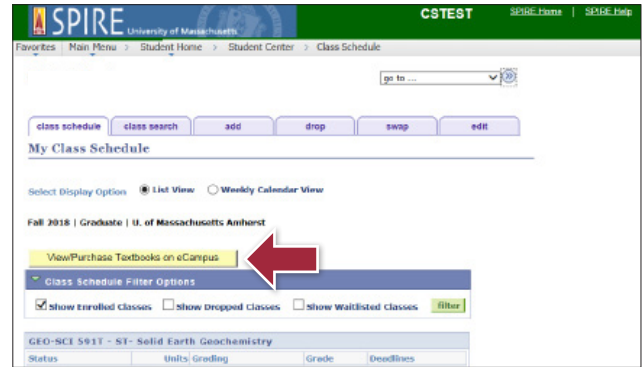
How to Order Course Materials

1



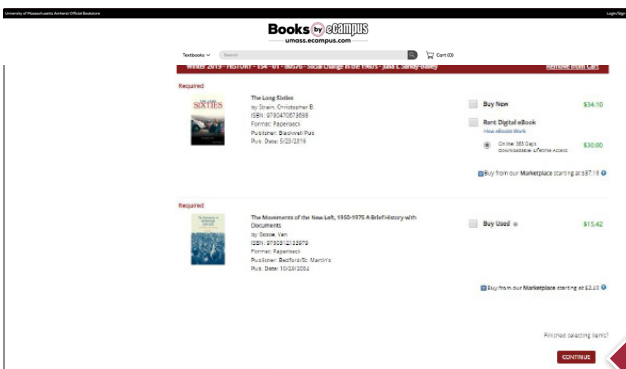
Log into SPIRE with your NetID and password. On the Student Center page, select the dropdown under **Other Academic** and choose **Class Schedule**.

2



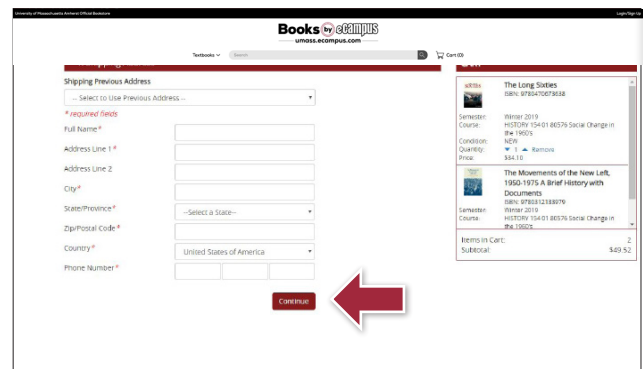
Select **View/Purchase Textbooks on eCampus** to be directed to the UMass Online Bookstore, where you will purchase course materials.

3



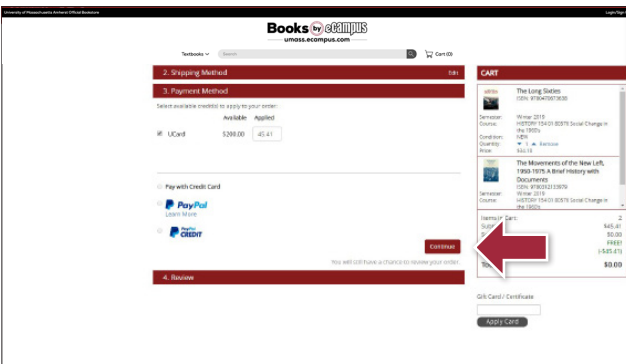
Courses you're enrolled in will automatically populate. Choose your purchasing options and select **Continue**.

4



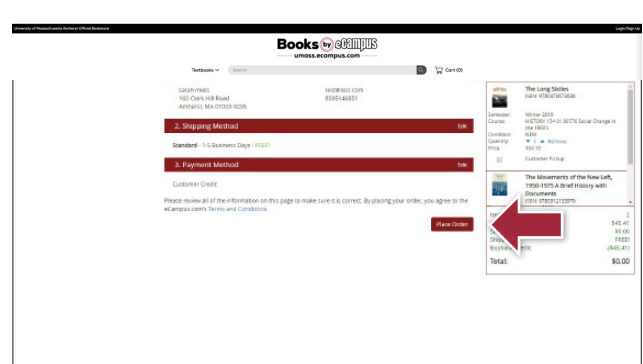
Begin the checkout process by entering your shipping address or choosing **Ship to Campus Pickup Center**. Select **Continue** to choose your shipping method.

5



Select your method on the payment screen: credit/debit card, UCard or PayPal. Select **Continue** to review. If a rental is selected, a credit card is required for collateral and will not be charged unless the book is returned damaged or not returned.

6



After reviewing, select **Place Order** to complete the purchase and receive a confirmation number. Order confirmation will also be emailed.