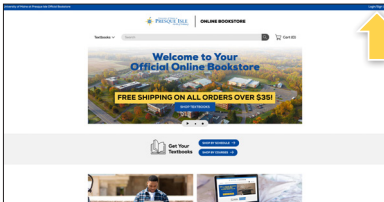




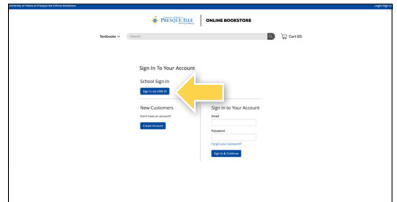
How To Access Your Digital Bookshelf

1



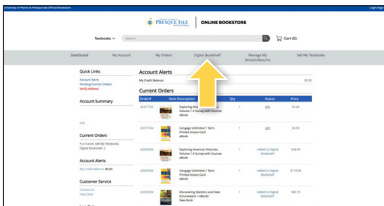
Visit your **Online Bookstore** and select **Login/Sign Up** in the right-hand corner.

2



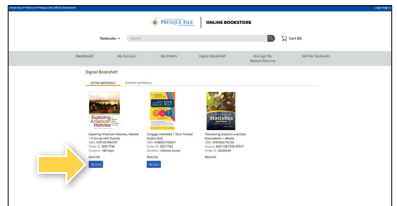
Log in to your account.

3



Select **Digital Bookshelf** from the menu at the top.

4



Select **Access** or **Register** to utilize your eBook or access code.

To return an eBook or access code for a refund, please contact Customer Service.
Revealed access codes may not be eligible for a refund.