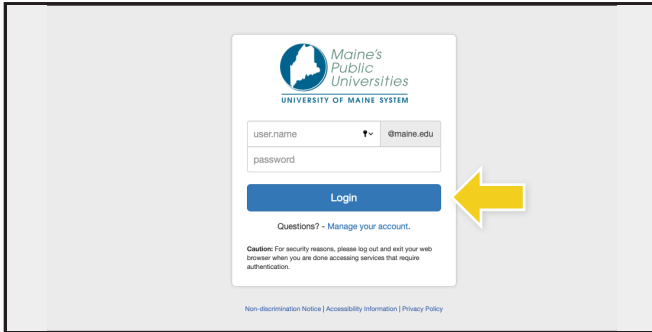


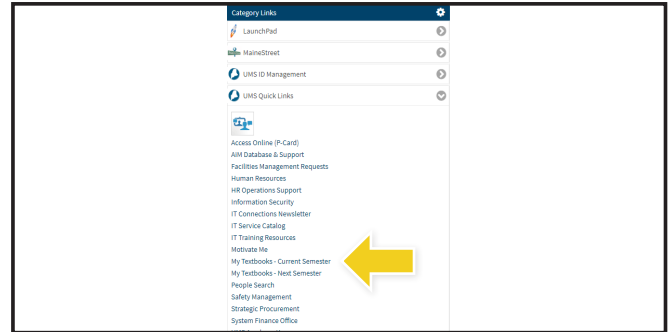
How To Order Course Materials

1



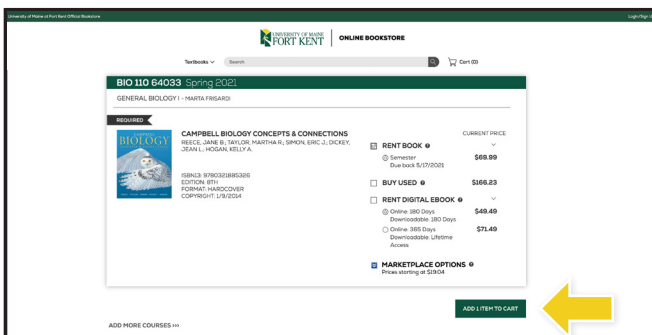
Log in to your MyCampus Portal.

2



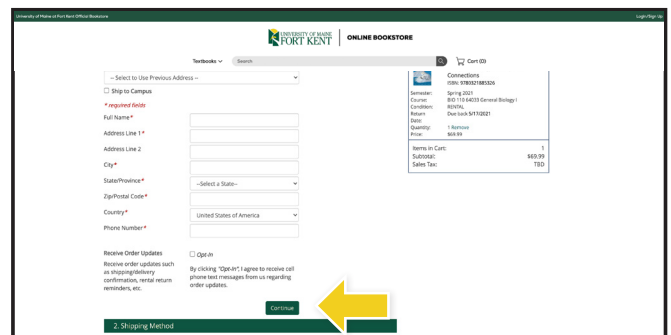
Under UMS Quick Links select My Textbooks - Current Semester.

3



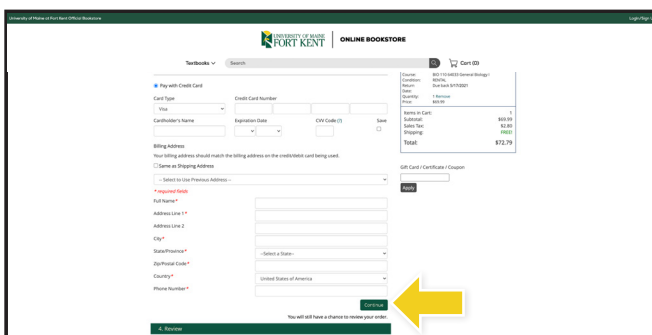
Courses you're enrolled in will automatically populate. Choose your purchasing options and select **Add Item to Cart**.

4



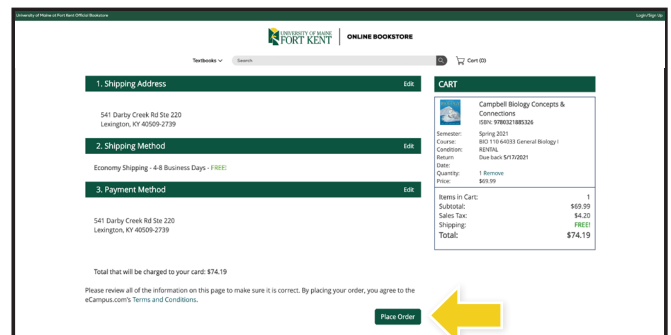
Begin the checkout process by entering your shipping address. Select **Continue** to choose your shipping method.

5



Select your method on the payment screen: Credit/Debit, third party agency funds, or PayPal. Select **Continue** to review. If a rental is selected, a credit card is required for collateral and will not be charged unless the book is returned damaged or not returned.

6



After reviewing, select **Place Order** to complete the purchase and receive a confirmation number. Your order confirmation will also be emailed.