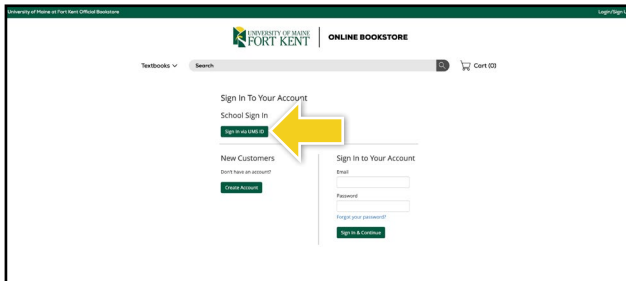


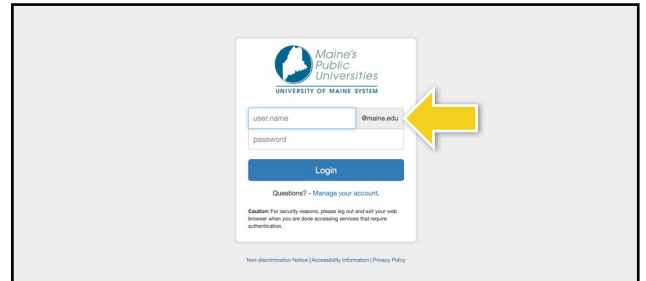


1



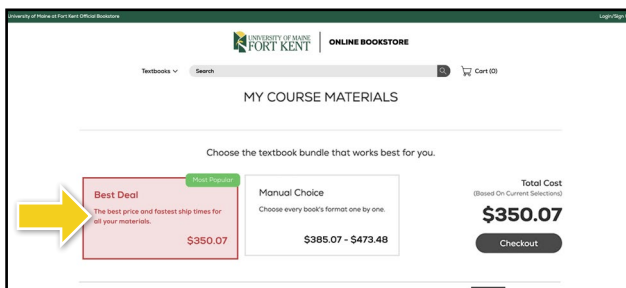
Visit umfk.ecampus.com and select **Login/Sign Up** in the upper-right corner. Select **Sign In via UMS ID**.

2



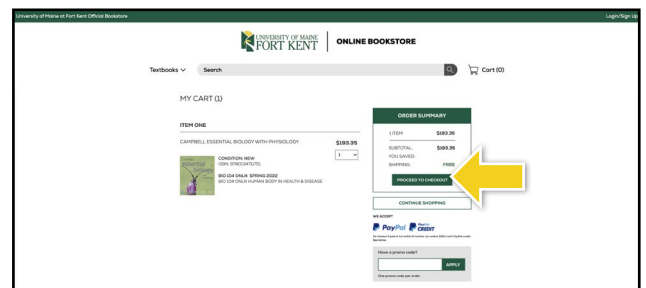
You will be redirected to sign in with your University of Maine Fort Kent credentials.

3



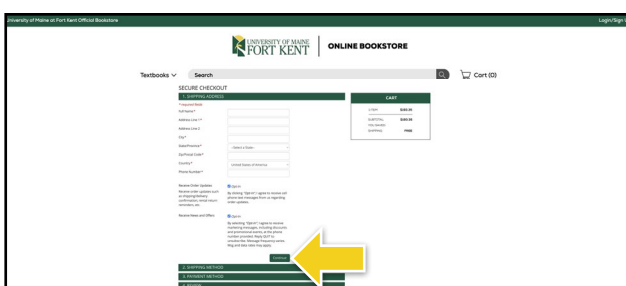
Your course materials will automatically populate based on your schedule. Select **Best Deal** to bundle your required course materials at the best price and fastest ship time. You may also select **Manual Choice** to make your selections individually. Select **Checkout** or **Add Item to Cart**.

4



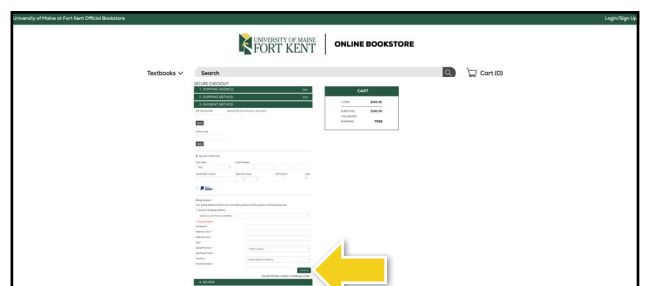
Review your order and select **Proceed to Checkout**.

5



Begin the checkout process by selecting your **Ship to Campus** preference or entering your shipping address. Select **Continue** to choose your shipping method.

6



Select or enter your payment method. Select **Continue** to review and complete your order.

If a rental is being ordered, a credit card is required at checkout regardless of the selected payment method. The credit card will not be charged unless the rental is not returned or is damaged.