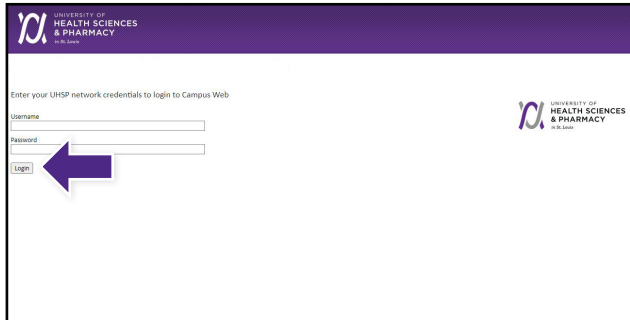


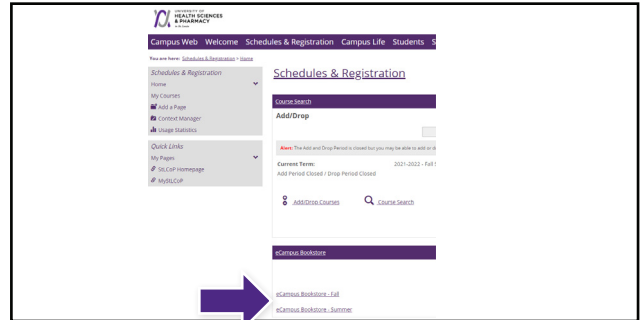
# How to Order Course Materials

1



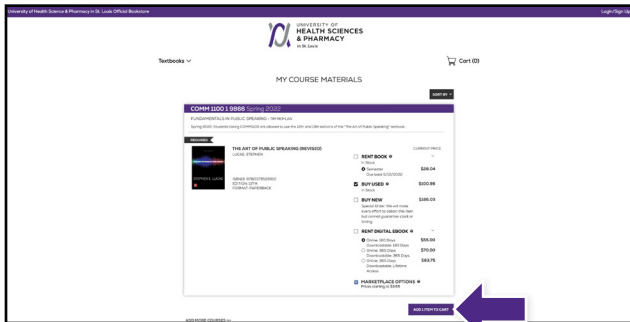
Log into **Campus Web** and then go to the **Schedules & Registration** Tab.

2



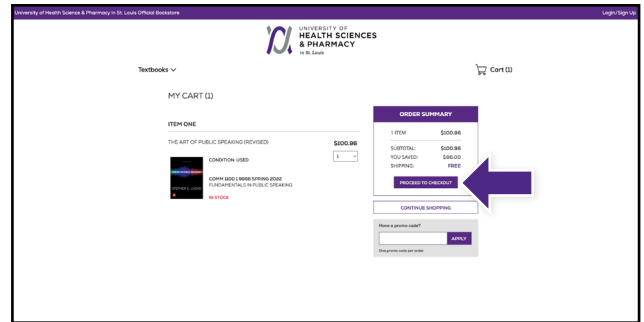
Select **eCampus Bookstore** and the corresponding semester you wish to purchase for.

3



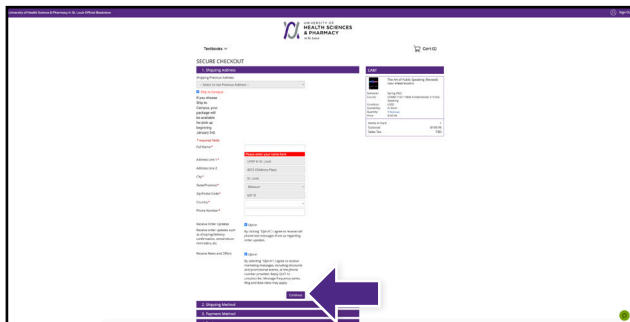
Choose the items to be purchased and select **Add Item to Cart**.

4



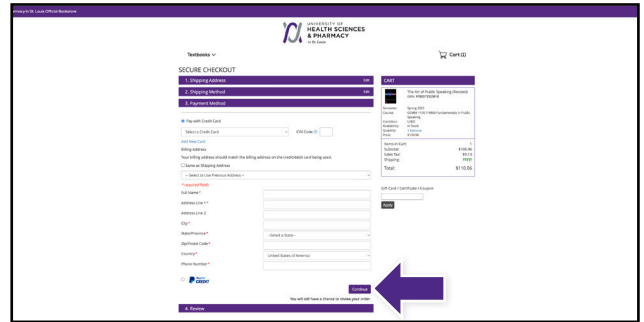
Review your order and select **Proceed to Checkout**.

5



Begin the checkout process by entering your shipping address. Select **Continue** to choose your shipping method.

6



Select your method on the payment screen: credit/debit card, book voucher, or PayPal. Select **Continue** to review. If a rental is selected a credit card is required for collateral and will not be charged unless the book is returned damaged, or not returned. On the next page, select **Place Order** to receive your confirmation.