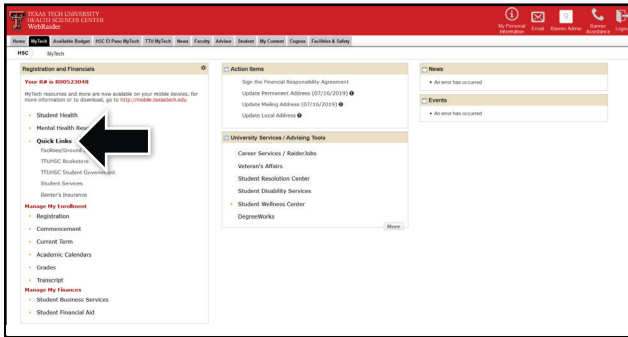




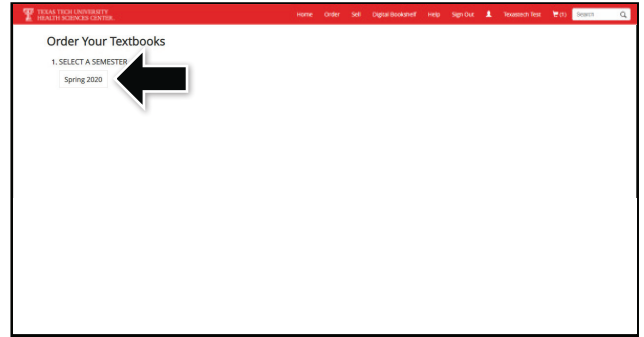
# How to Order Course Materials

1



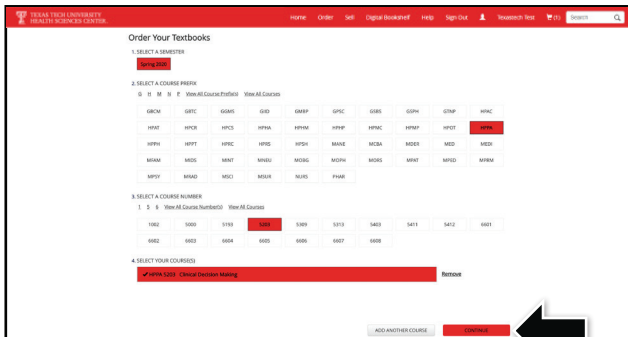
Log in to your **TTUHSC eRaider portal** and select **Quick Links** from the top menu. Then choose **TTUHSC Bookstore** link to continue.

2



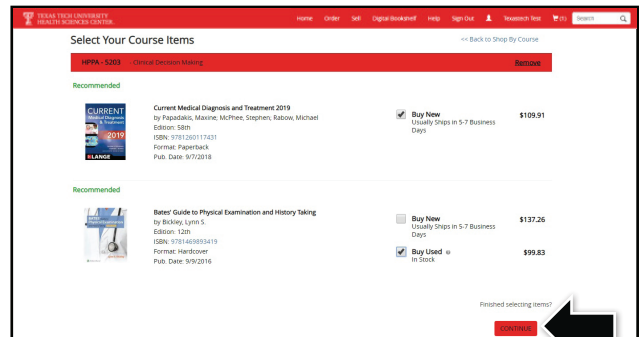
Select the correct **Semester**.

3



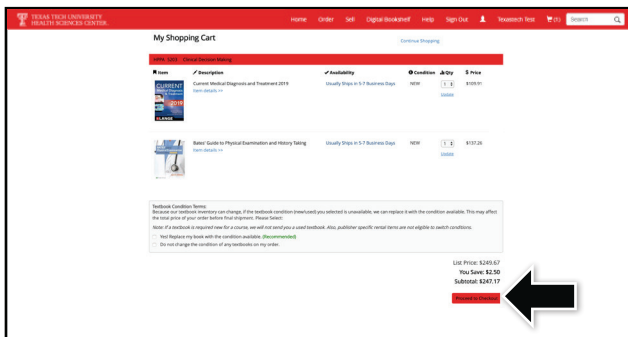
Select your **Course(s)** and select **Continue**.

4



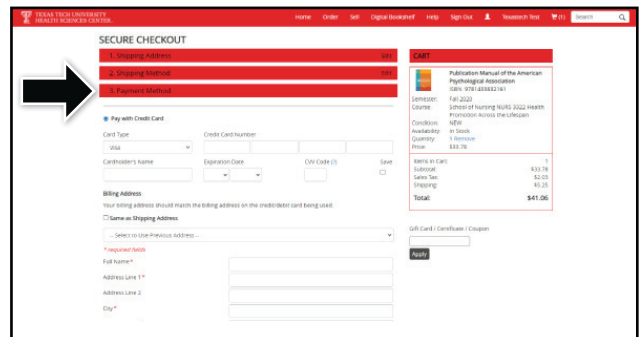
Select the items to be purchased and select **Continue**.

5



Review your order and select **Proceed to Checkout**.

6



Select your method on the payment screen: credit/debit card, or PayPal. Select **Continue** to review. If a rental is selected, a credit card is required for collateral and will not be charged unless the book is returned damaged, or not returned. On the next page, select **Place Order** to receive your confirmation.