

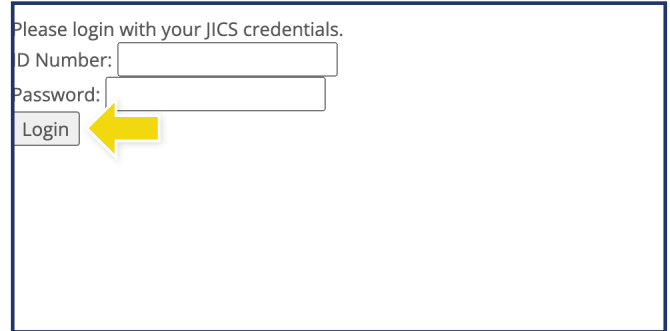
How To Order Course Materials

1



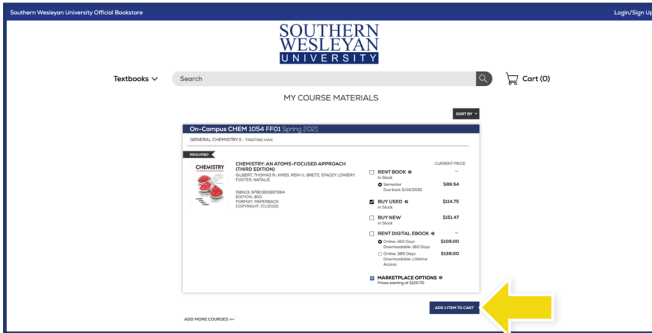
Go to [swu.ecampus.com](http://swu.ecampus.com) and select **Shop by Schedule**.

2



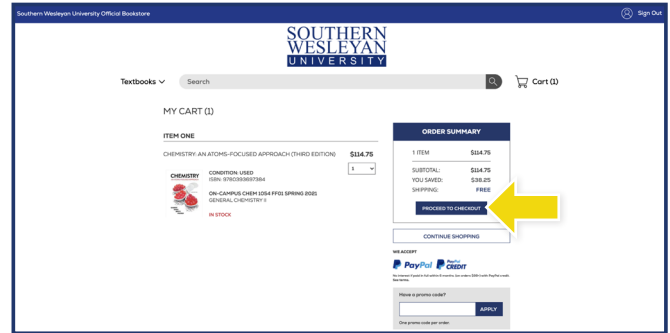
Log on with your **MySWU** information.

3



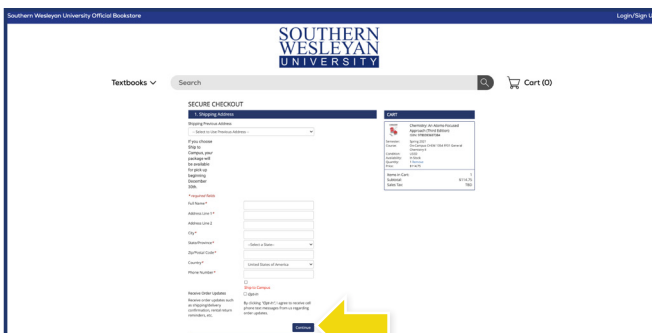
Courses you're enrolled in will automatically populate. Choose your purchasing options and select **Add Item to Cart**.

4



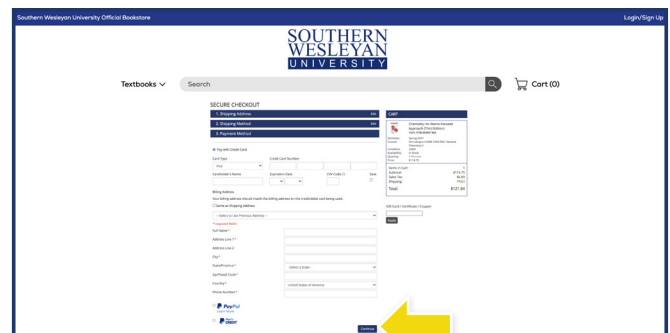
Review your order and select **Proceed to Checkout**.

5



Begin the checkout process by entering your shipping address or choosing **Ship to Campus**. Select **Continue** to choose your shipping method.

6



Select your method on the payment screen: credit/debit card, Book Voucher, or PayPal. Select **Continue** to review. If a rental is selected, a credit card is required for collateral and will not be charged unless the book is returned damaged, or not returned. On the next page, select **Place Order** to receive your confirmation.