

1



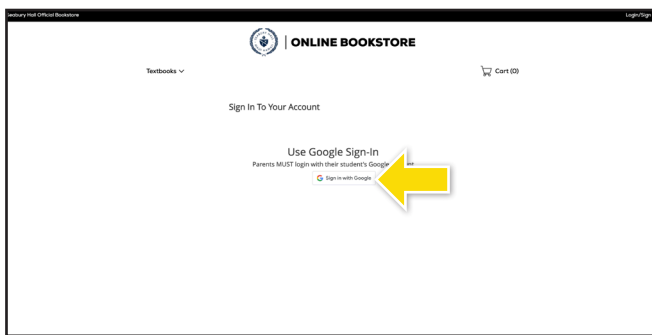
Go to **seaburyhall.ecampus.com**.

2



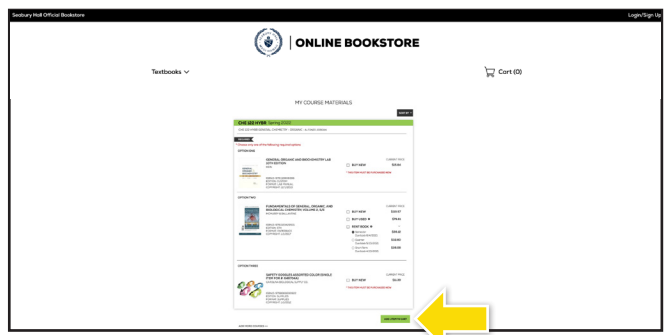
Select **Order** from the **Textbooks** drop-down menu on the Online Bookstore.

3



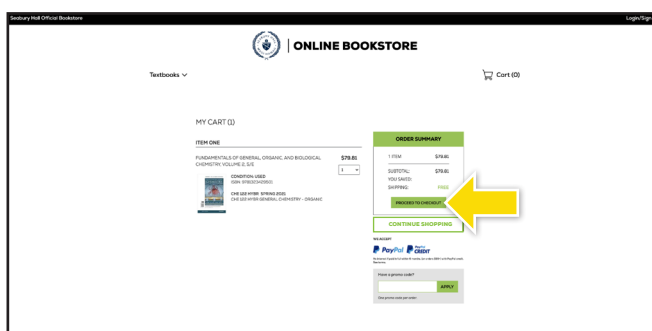
Login using the Google Sign-In option on the sign-in page. Specific login information is used to automatically pull your student's schedule information and populate the customized booklist.

4



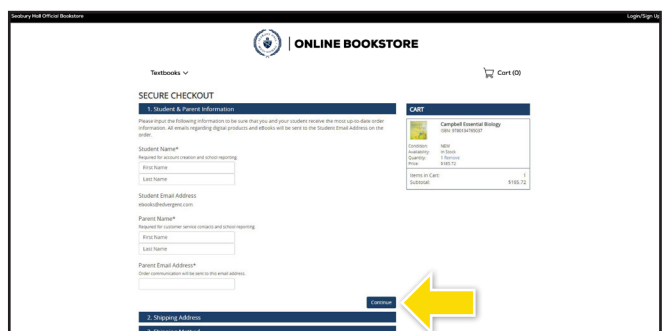
Select the books you would like to purchase, along with the preferred condition, and select **Add Item to Cart**.

5



Review your **Shopping Cart** and select **Proceed to Checkout**.

6



When you reach the secure checkout screen, input your student's name and email address. The parent name and email address will be used for customer service contact, order communication, and school reporting. Select **Continue**.

7

Fill out your shipping address, select your shipping method, and enter your payment information. Select **Continue** to review your order.

8

If you are satisfied with your order, select **Place Order** and you're done! You will receive an order confirmation email for your records.

BOOKMARK YOUR ONLINE BOOKSTORE WEBSITE

seaburyhall.ecampus.com