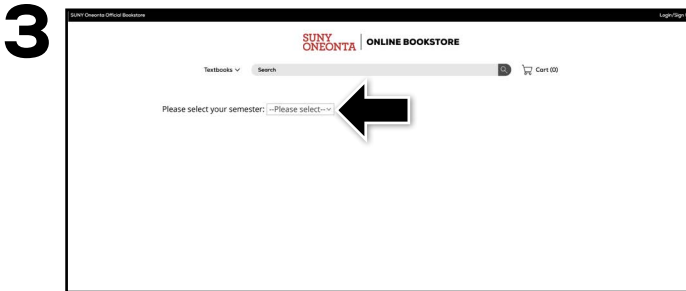


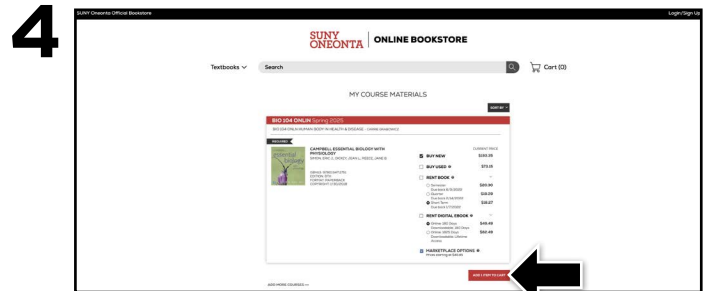
Log in to your **MyOneonta** account, and select the **eCampus.com Online Bookstore** tile. (You may need to click on Discover More).



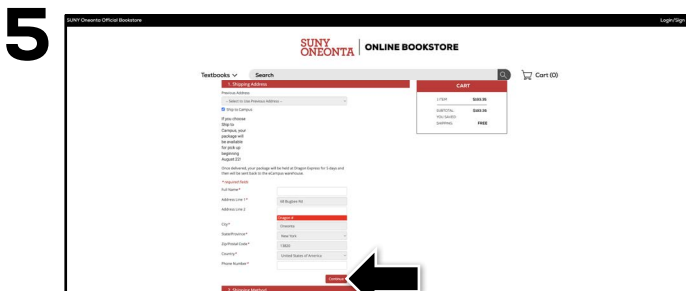
Select **Shop by Schedule**.



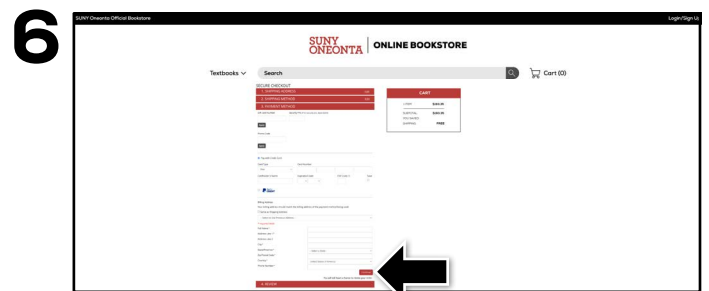
Select your **semester** from the drop-down menu.



Your course materials will automatically populate based on your schedule. Select the item(s) to be purchased and select **Add Item to Cart**.



After you review your order and proceed to check out, begin the checkout process by selecting your **Ship to Campus** preference or entering your shipping address. Select **Continue** to choose your shipping method.



Select or enter your payment method. Select **Continue** to review and complete your order.

If a rental is being ordered, a credit card is required at checkout regardless of the selected payment method. The credit card will not be charged unless the rental is not returned or is damaged.