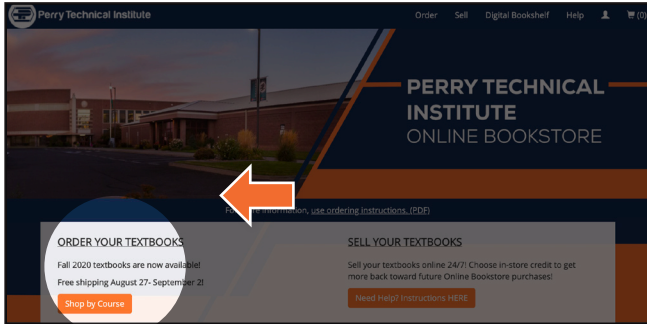


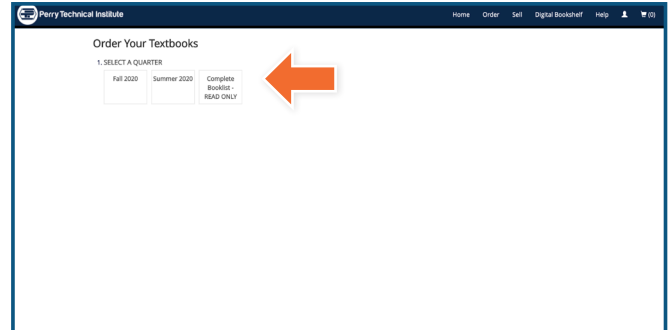
How to Order Course Materials

1



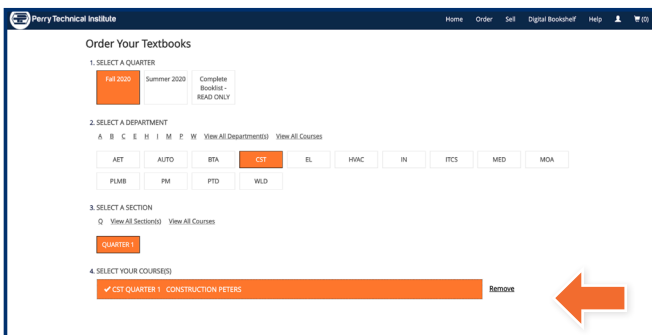
Visit your Online Bookstore at perrytech.ecampus.com and select **Order Textbooks**.

2



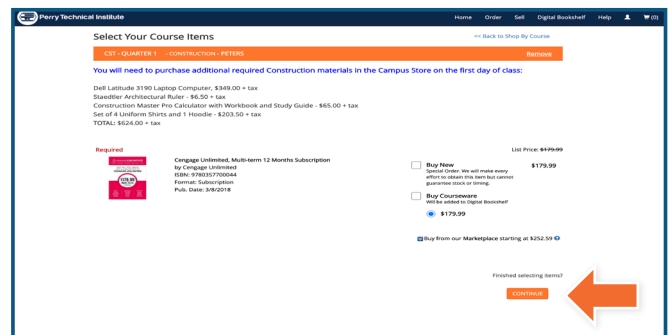
Select the correct **Semester**.

3



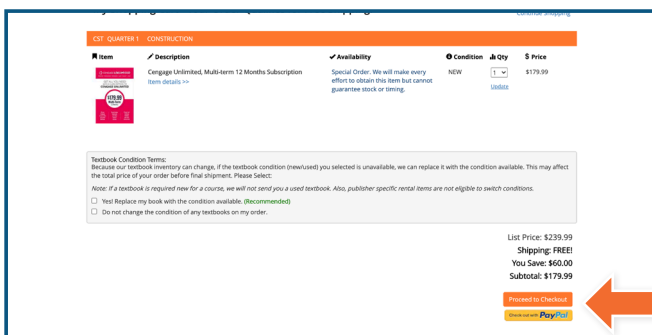
Choose your course(s) and select **Continue**.

4



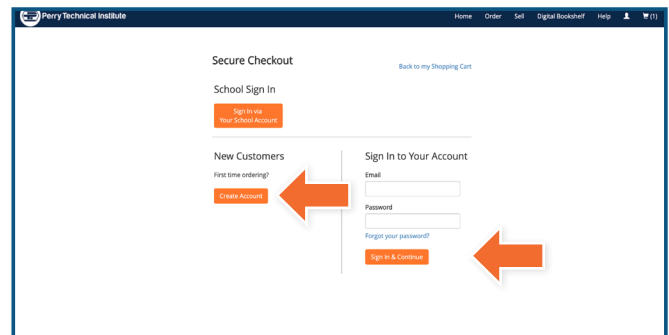
Choose the items to be purchased and select **Continue**.

5



Review your order and select **Proceed to Checkout**.

6



Sign in using your **Perry Technical Institute Account login**. Select **your method on the payment screen**: credit/debit card, financial aid, or PayPal. Select **Continue** to review. If a rental is selected, a credit card is required for collateral and will not be charged unless the book is returned damaged, or not returned. On the next page, select **Place Order** to receive your confirmation.