

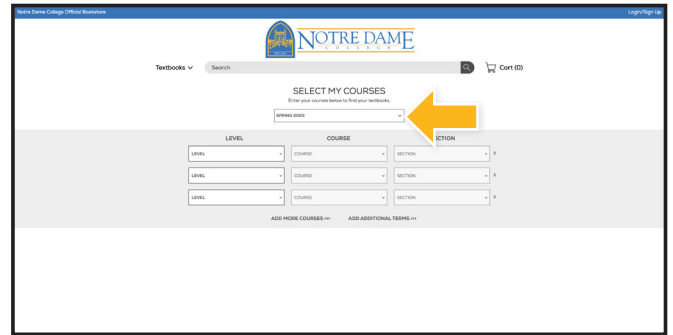
How to Order Course Materials

1



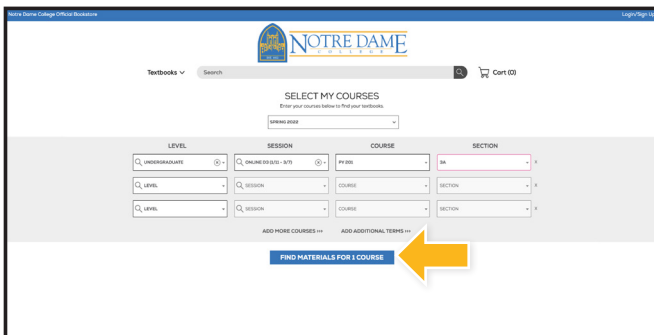
Visit your Online Bookstore at notredame.ecampus.com and select **Order** from the Textbooks drop down menu.

2



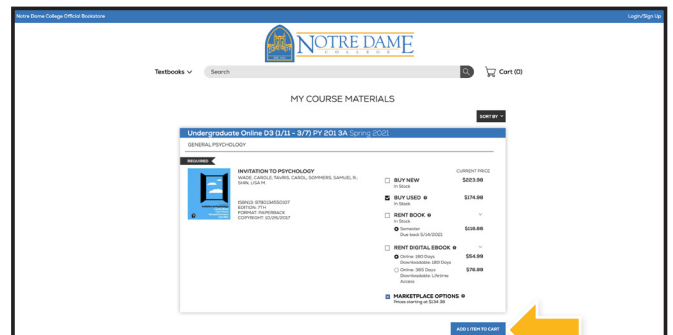
Select the correct **Term**.

3



Choose your course(s) and select **Find Materials for Course**.

4



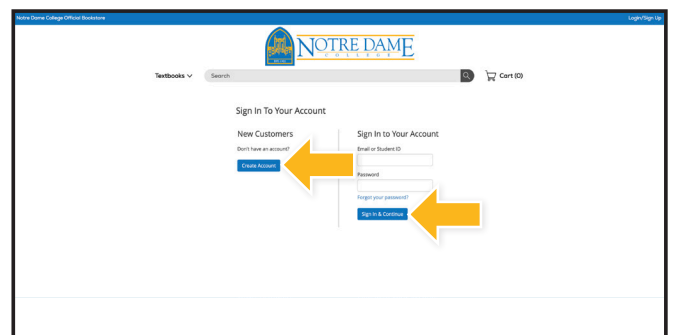
Choose the items to be purchased and select **Add Item to Cart**.

5



Review your order and select **Proceed to Checkout**.

6



Sign in via your Online Bookstore account or **Create Account**.

*If a rental is selected, a credit card is required at checkout for collateral. The card will not be charged unless the book is returned damaged or not returned.