Northwest State Community College | **ONLINE BOOKSTORE**

# How to Order *Your Course Materials*

**1**




Visit **northweststate.ecampus.com** and select **Sign In** in the upper-right corner. Select **Sign In via Your School Account.** You will be redirected to sign in with your Northwest State Community College credentials.

**2**

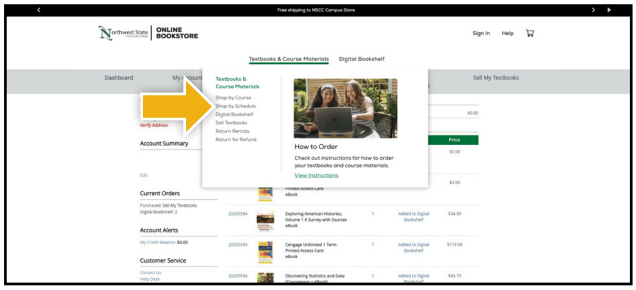


Upon signing in, you will be redirected to your account dashboard. Select **Shop by Schedule** from the **Textbooks & Course Materials** drop-down menu.

**3**

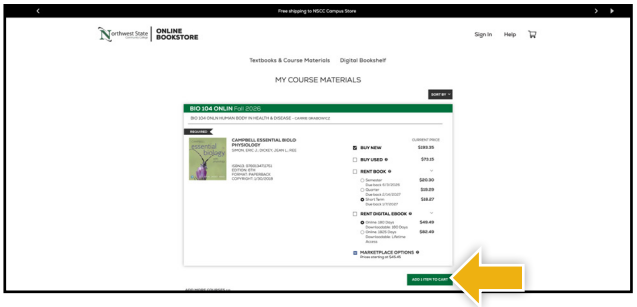


Your course materials will automatically populate based on your schedule. Select the item(s) to be purchased and select **Add Item to Cart.**

**4**

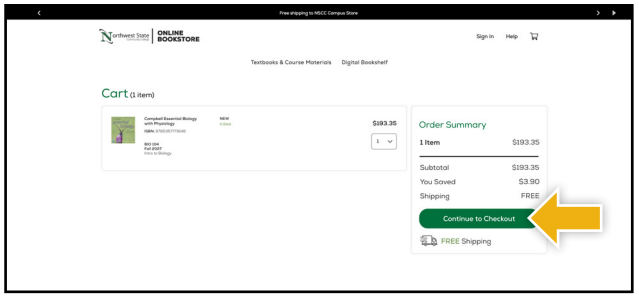


Review your order and select **Continue to Checkout.**

**5**

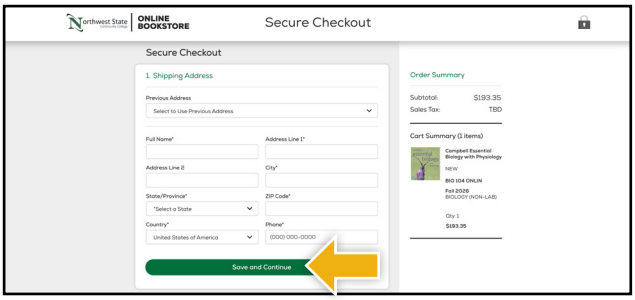


Begin the checkout process by selecting your **Ship to Campus** preference or entering your shipping address. Select **Save and Continue** to choose your shipping method.

**6**

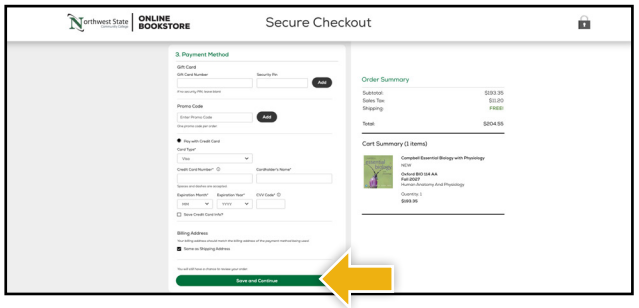


Select or enter your payment method. Select **Save and Continue** to review and complete your order.

If a rental is being ordered, a credit card is required at checkout regardless of the selected payment method. The credit card will not be charged unless the rental is not returned or is damaged.

**Questions?** northweststate.ecampus.com/help

Powered by eCampus.com