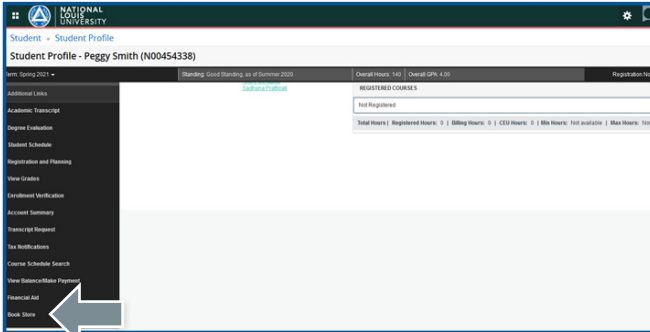




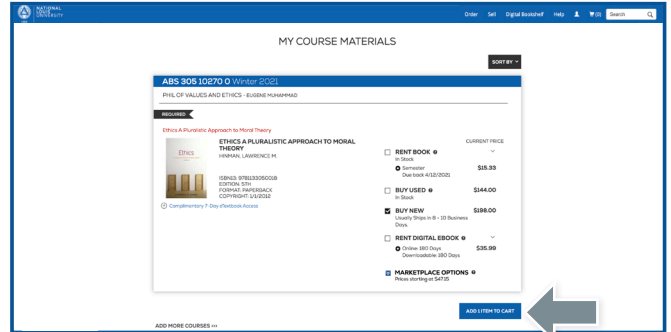
How To Order Course Materials

1



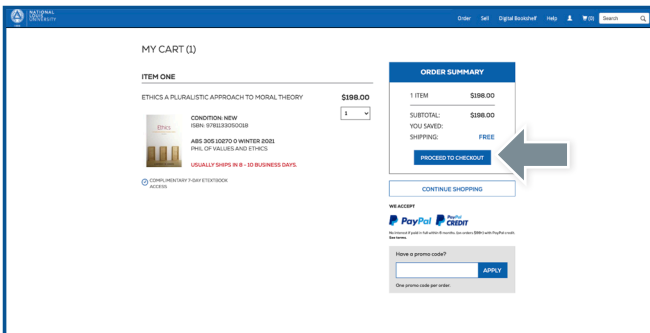
Log in to your **MyNLU**, under the Student Profile page, select the **current semester** you would like to order course materials for, and then select **Book Store**.

2



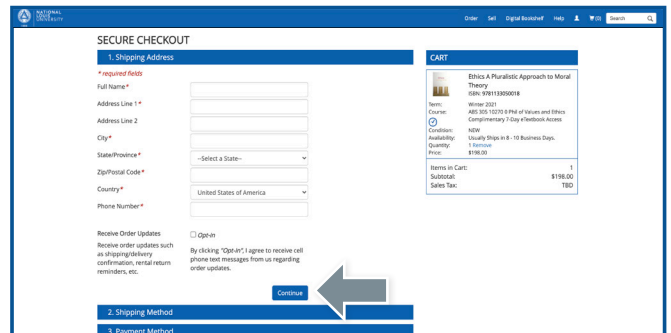
Courses you're enrolled in will automatically populate. Choose your purchasing options and select **Add Item to Cart**.

3



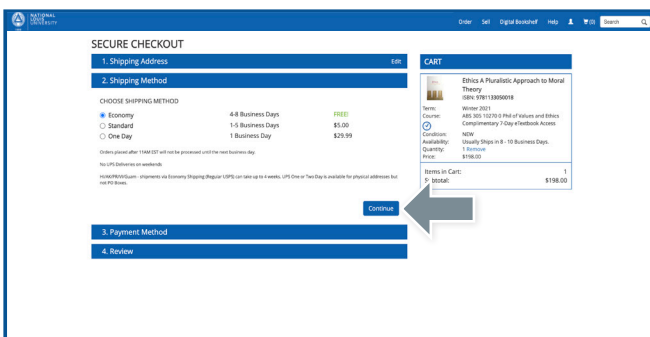
Review your order and select **Proceed to Checkout**.

4



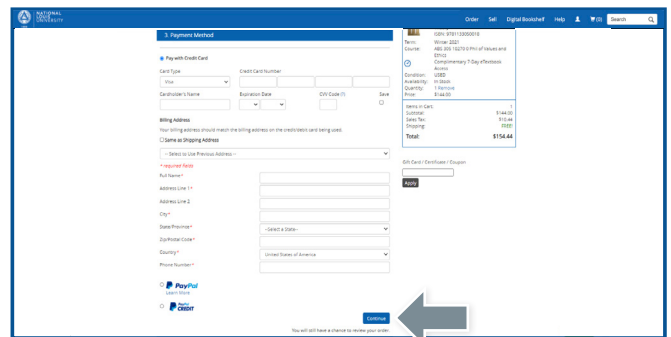
Begin the checkout process by entering your shipping address. Select **Continue** to proceed.

5



Choose your preferred shipping method and select **Continue**.

6



If financial aid exists on your student account, you can select the checkbox next to the funds to apply it to your purchase balance. You may also choose to pay with a credit card or PayPal*. Select **Continue** to review your order a final time.

*If a rental is selected, a credit card is REQUIRED at checkout for collateral. The card WILL NOT be charged unless the book is not returned, or is damaged.