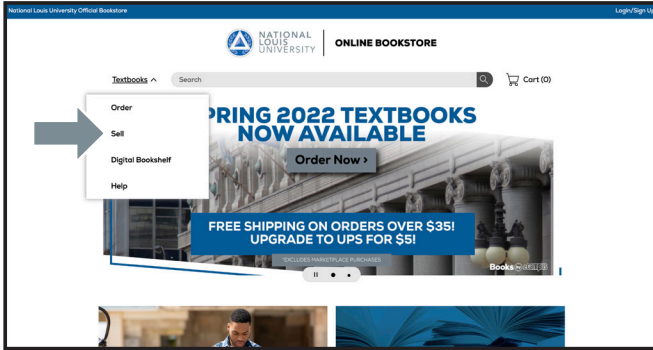




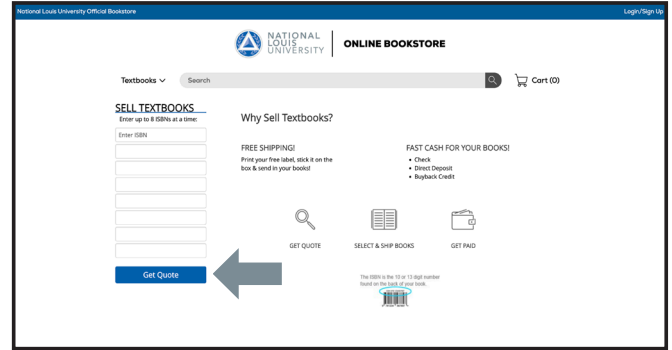
## How To Sell Your Textbooks Online

1



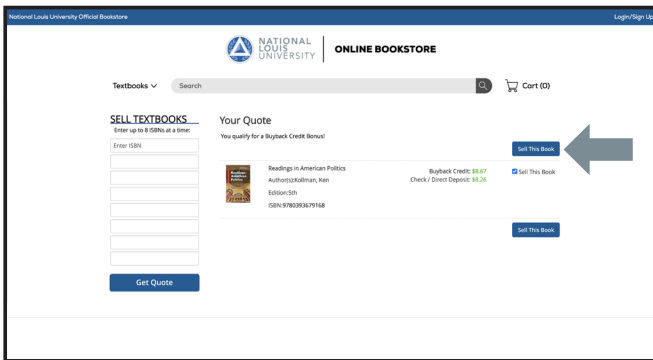
Visit your NLU Online Bookstore website, [nlu.ecampus.com](http://nlu.ecampus.com) and select **Sell** from the Textbooks drop down menu.

2



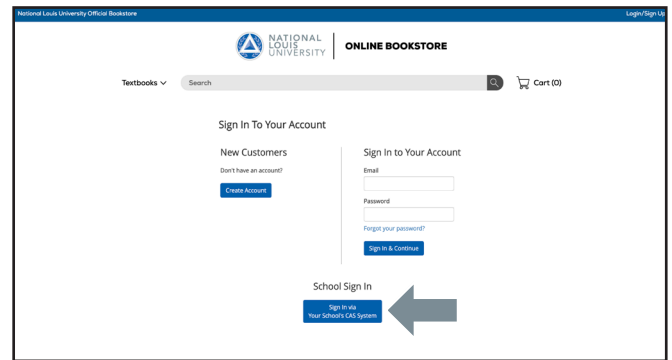
Enter up to eight 13 digit ISBNs you wish to sell and select **Get Quote**.

3



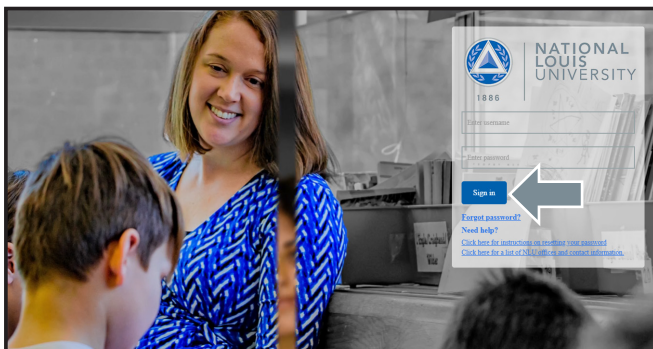
After reviewing your quote, select the items you want to sell and select **Sell This Book**.

4



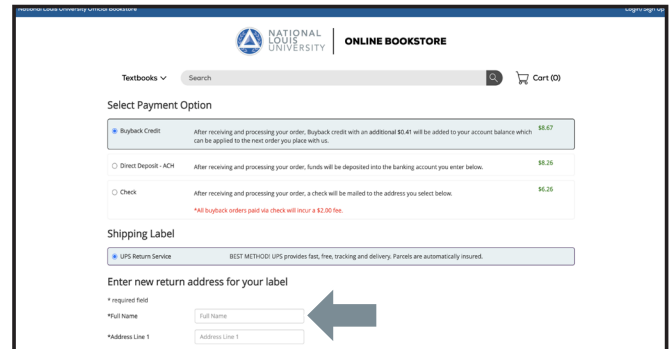
Select the **School Sign In via Your School's CAS System** to be automatically logged in.

5



Sign into your **NLU Student Portal**.

6



Once redirected, choose a payment option and shipping label. Complete by printing the label, inserting the packaging slip with your textbook(s) and affix the label to the outside of your package.