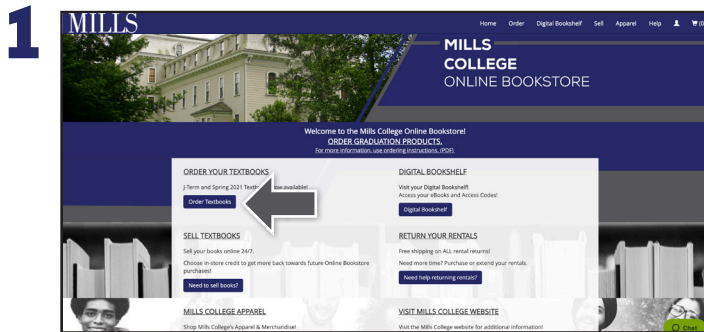
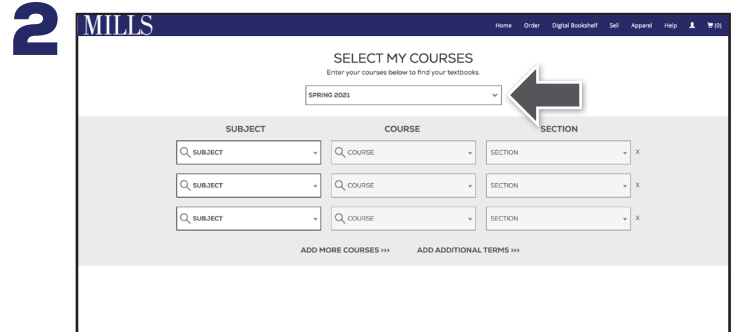


MILLS | ONLINE BOOKSTORE

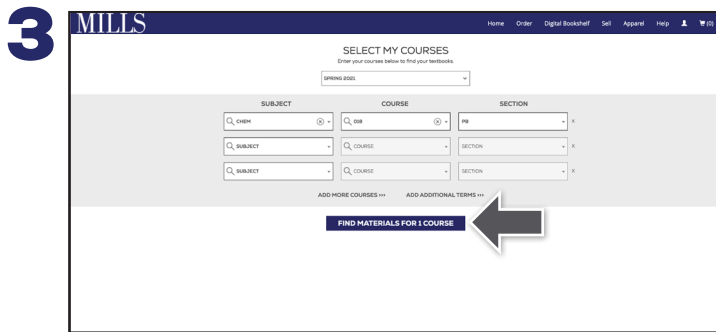
How to Order Course Materials



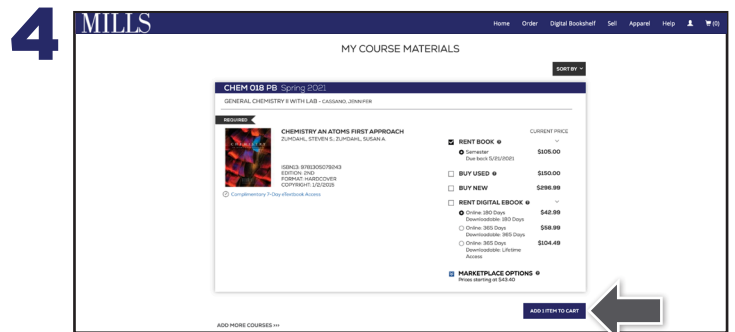
Visit your Online Bookstore at mills.ecampus.com and select **Order Textbooks**.



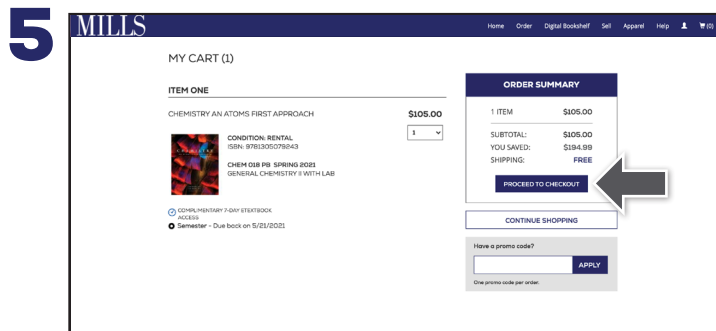
Select the correct **Term**.



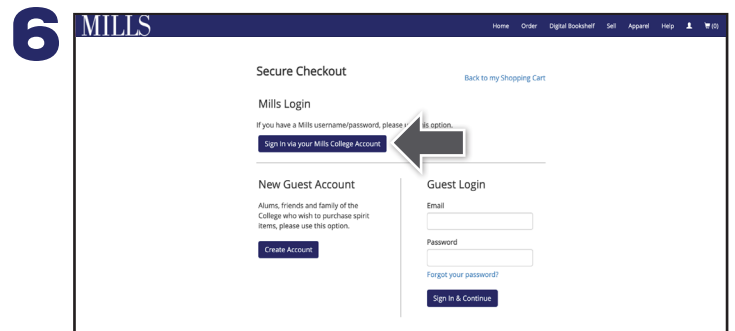
Choose your course(s) and select **Find Materials for Course**.



Choose the items to be purchased and select **Add Items to Cart**.



Review your order and select **Proceed to Checkout**.



Sign in using your **Mills College Account login**. Select **your method on the payment screen**: credit/debit card, financial aid, or PayPal. Select **Continue** to review. If a rental is selected, a credit card is required for collateral and will not be charged unless the book is returned damaged, or not returned. On the next page, select **Place Order** to receive your confirmation.

*If a rental is selected, a credit card is required at checkout. Although, the card will not be charged unless the book is not returned.