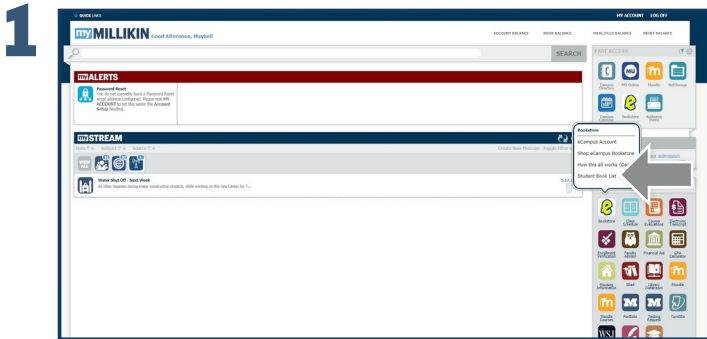
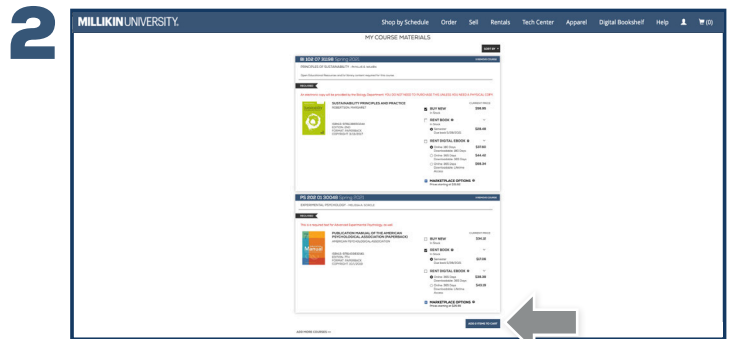


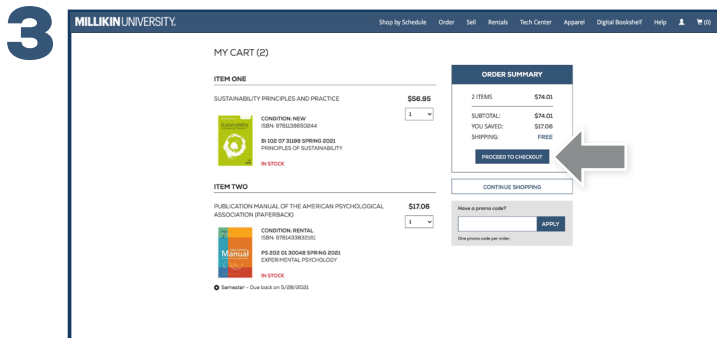
## How To Order Course Materials



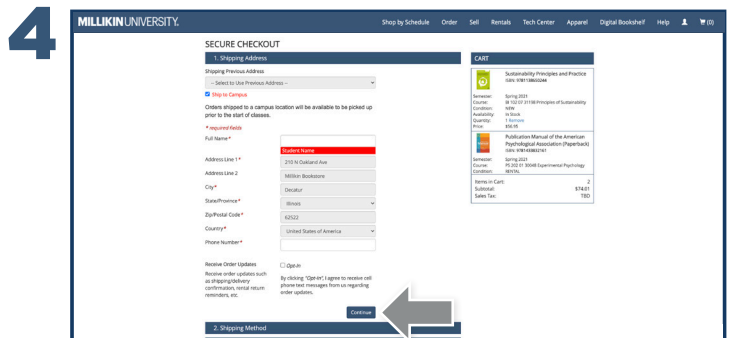
Log in to your **myMillikin** student portal. Hover over (or tap on mobile) the **Bookstore Icon** (yellow e) on the right hand side. Choose **Student Book List** to view your list of your courses. Select any of the ISBN's to view these on the Online Bookstore.



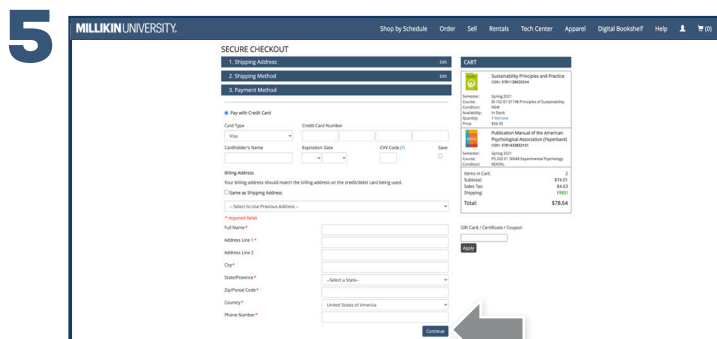
Courses you're enrolled in will automatically populate. Choose your purchasing options and select **Add Items to Cart**.



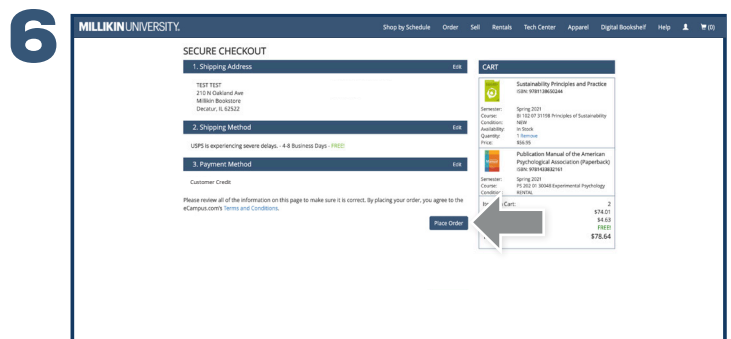
Review your order and select **Proceed to Checkout**.



Begin the checkout process by entering your shipping address or choosing **Ship to Campus**. Select **Continue** to choose your shipping method.



Select your method on the payment screen: credit/debit card, Book Voucher or PayPal. Select **Continue** to review. If a rental is selected, a credit card is required for collateral and will not be charged unless the book is returned damaged or not returned.



After reviewing, select **Place Order** to complete the purchase and receive a confirmation number. Order confirmation will also be emailed.