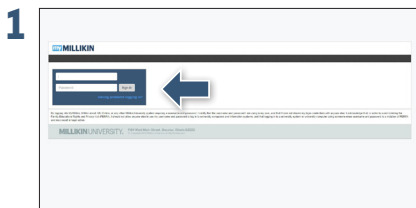
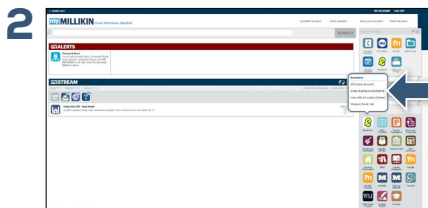


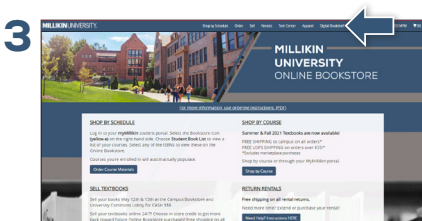
## How to Access Your Digital Bookshelf



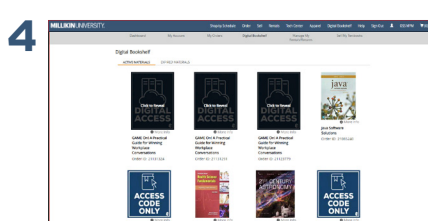
Log onto your **myMillikin** Student Portal. Hover over (or tap on mobile) the **Bookstore** icon (yellow e) on the right-hand side.



Select **Shop eCampus Bookstore** to be redirected onto our Millikin Online Bookstore.



Select **Digital Bookshelf** from the navigation bar at the top of the screen.



Select the image of the code or ebook on your digital bookshelf to access the materials.

\* Please note, once an access code or ebook has been revealed, it may no longer be eligible for a refund. Please contact Customer Service for additional assistance.