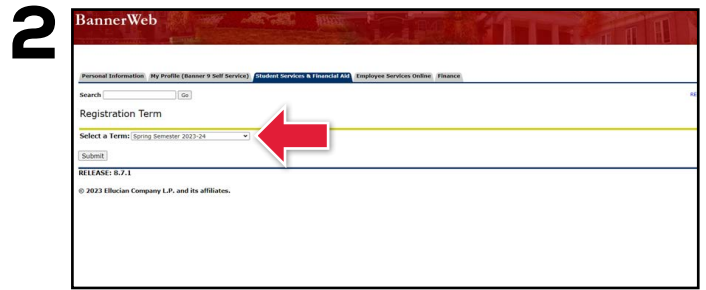
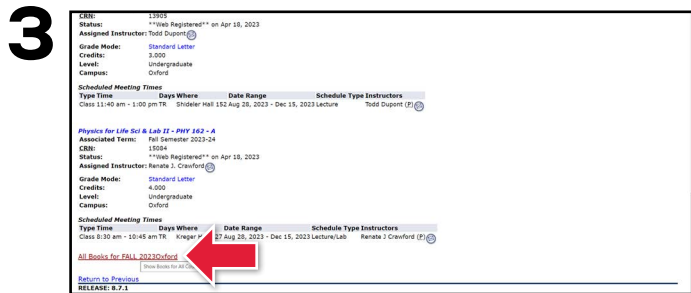


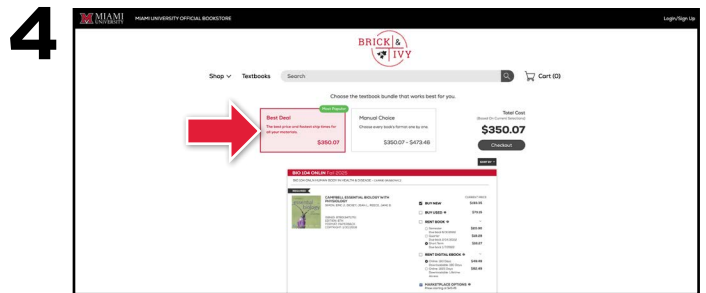
Log into myMiami and select the **Order Course Materials** widget under Student Essentials. Add this widget to your favorite's tab for even faster access next semester.



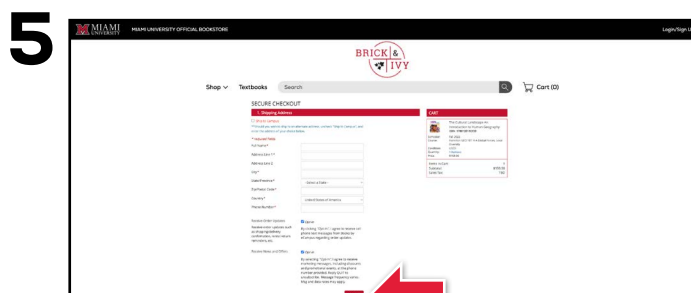
Select the term you would like to view course materials for from the drop-down menu and select **Submit**.



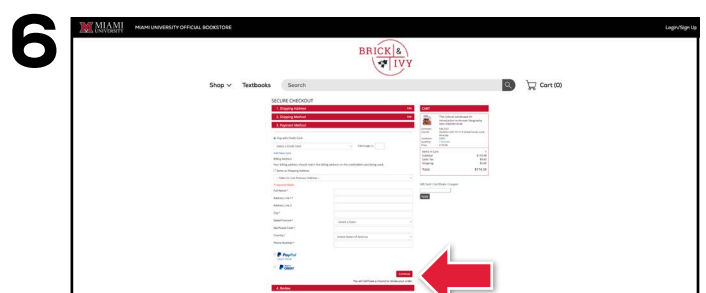
Scroll down to the bottom of Student Detail Schedule and select the **All Books** link to view your required course materials for that semester.



Your course materials will automatically populate based on your schedule. Select **Best Deal** to bundle your required course materials at the best price and fastest ship time. You may also select **Manual Choice** to make your selections individually. Add items to cart, then review your order and select **Proceed to Checkout**.



Begin the checkout process by selecting your **Ship to Campus** preference or entering your shipping address. Select **Continue** to proceed.



Select or enter your payment method: credit/debit card, MUaa, Apple Pay, or PayPal. Select **Continue** to review and complete your order.

*If a rental is being ordered, a credit card is required at checkout regardless of the selected payment method. The credit card will not be charged unless the rental is not returned or is damaged.