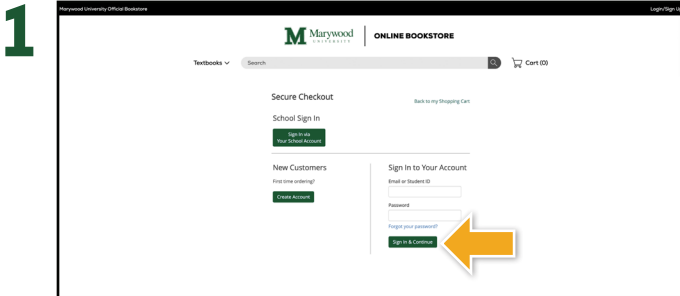
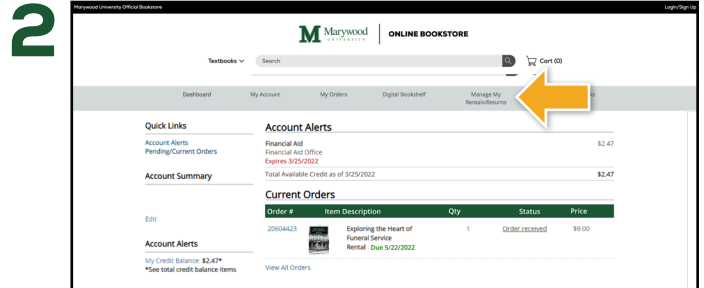


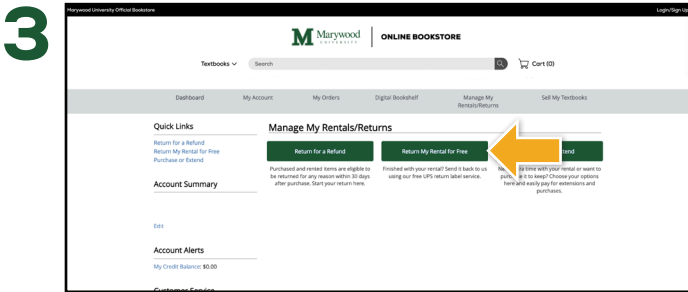
How To Return Rentals



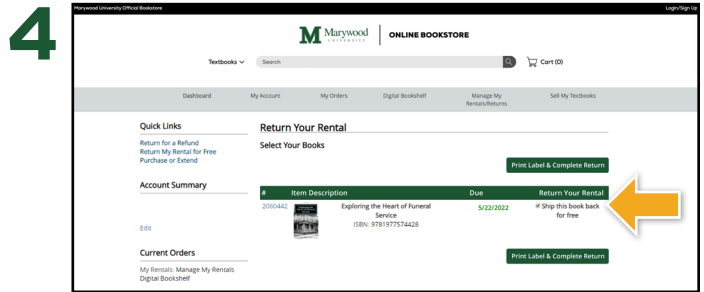
Sign in to your **My Account** by using the credentials with which you placed your order.



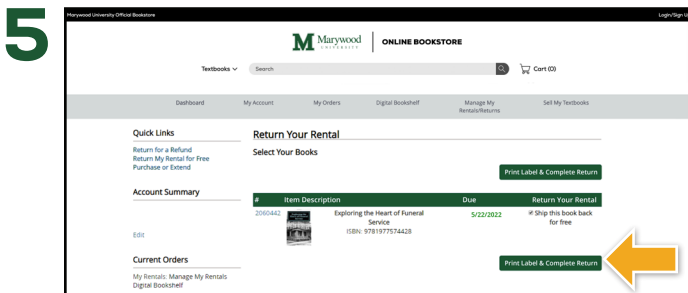
Select **Manage My Rentals/Returns** from the menu at the top of the dashboard.



Select **Return My Rentals for Free** to continue.



Find the rental(s) you wish to return and check the **Ship the Book Back for Free** box.



Select **Print Label & Complete Return** to continue.



Sign in to your UPS online or **Create Account**. Insert the packing slip with the rental(s) you are returning and affix the UPS label to the outside of your package. Take your package to any UPS Store.