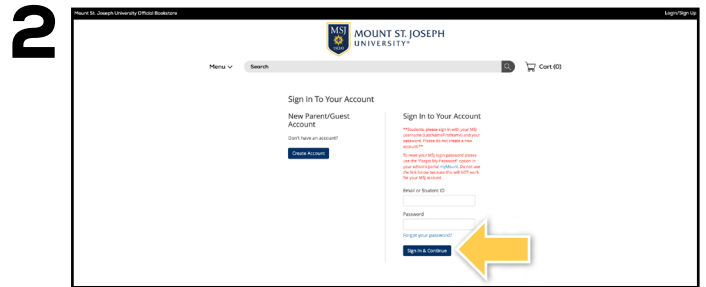
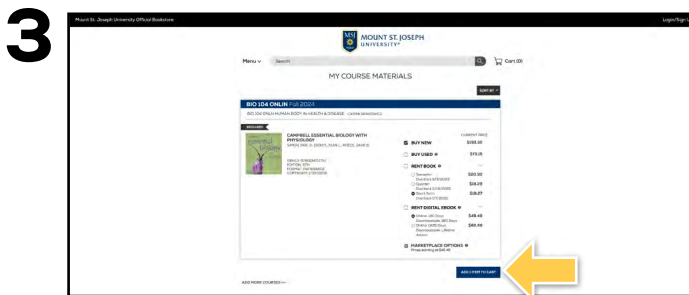


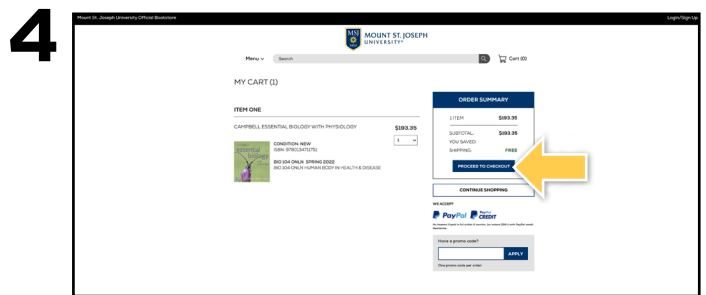
Visit [msj.ecampus.com](https://msj.ecampus.com) and select **Login/Sign Up** in the upper-right corner.



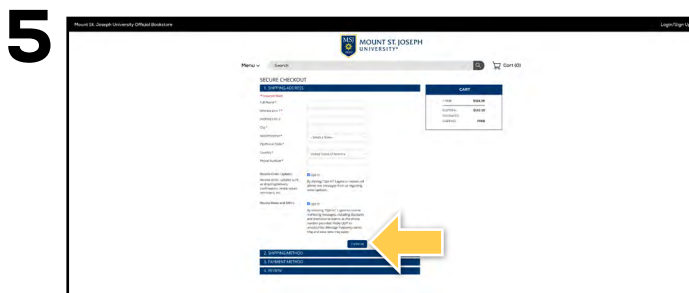
Sign in to your account with your MSJ username (LastNameFirstName) and password. If you need to reset your password, use the "Forgot My Password" option in the **myMount** portal.



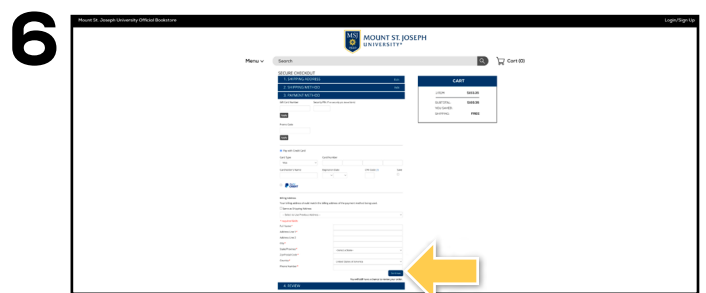
Your course materials will automatically populate based on your schedule. Select the item(s) to be purchased and select **Add Item to Cart**.



Review your order and select **Proceed to Checkout**.



Begin the checkout process by selecting your **Ship to Campus** preference or entering your shipping address. Orders shipped to campus will be delivered to The ROAR Store. Select **Continue** to choose your shipping method.



Select or enter your payment method. Select **Continue** to review and complete your order.

If a rental is being ordered, a credit card is required at checkout regardless of the selected payment method. The credit card will not be charged unless the rental is not returned or is damaged.