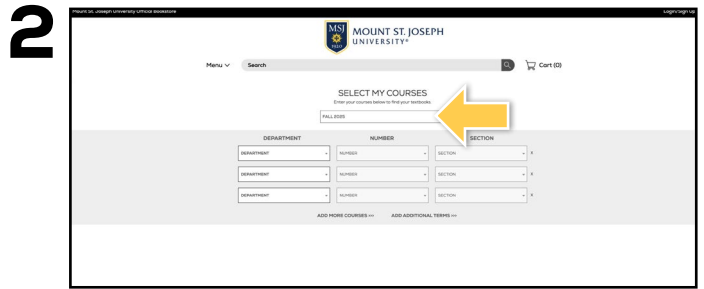
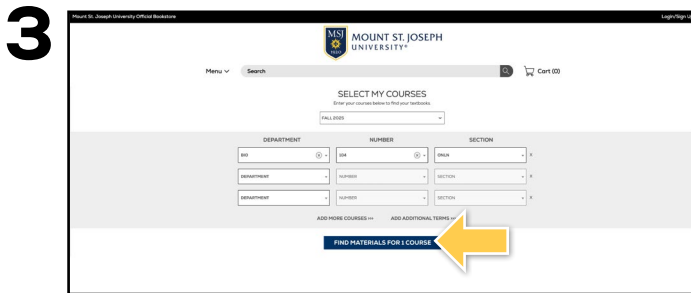


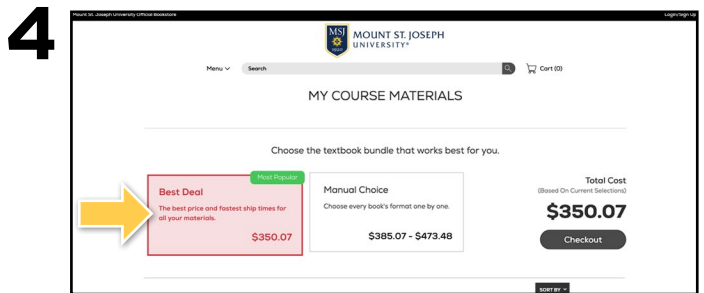
Visit msj.ecampus.com and select **Order** from the drop-down menu.



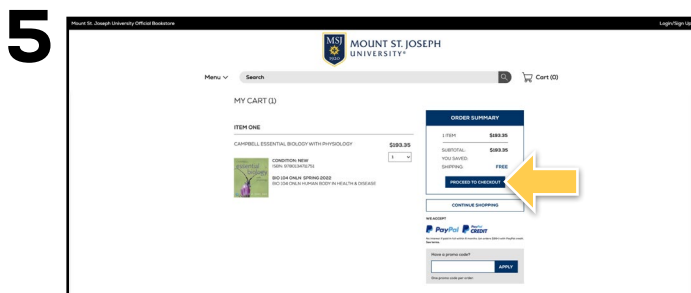
Select your term from the drop-down menu.



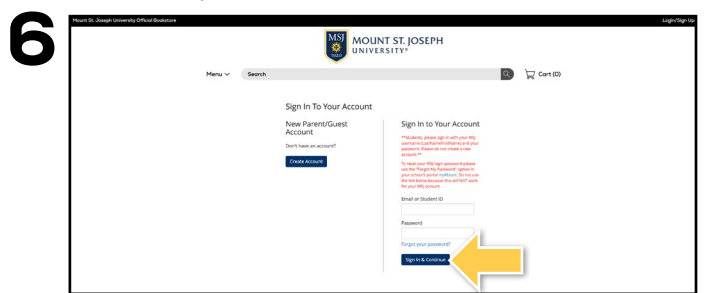
Select your course(s) and select **Find Materials for Course**.



Your course materials will automatically populate based on your schedule. Select **Best Deal** to bundle your required course materials at the best price and fastest ship time. You may also select **Manual Choice** to make your selections individually. Select **Checkout** or **Add Item to Cart**.



Review your order and select **Proceed to Checkout**.



Sign in to your account with your MSJ username (LastNameFirstName) and password. If you need to reset your password, use the "Forgot My Password" option in the **myMount** portal.

If a rental is being ordered, a credit card is required at checkout regardless of the selected payment method. The credit card will not be charged unless the rental is not returned or is damaged.