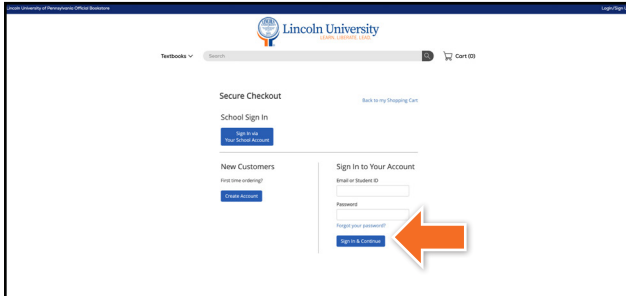




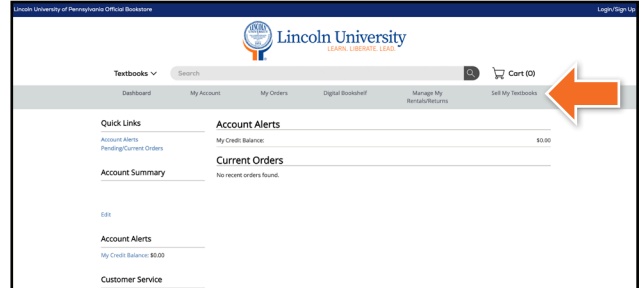
How to Sell Your Textbooks Online

1



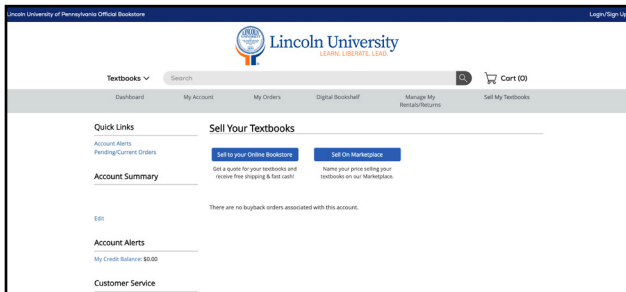
Sign into your **My Account** by using the credentials with which you placed your order.

2



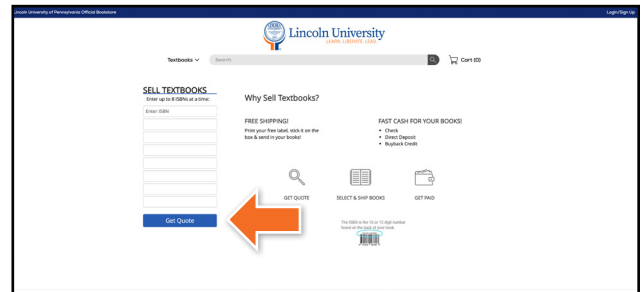
Select **Sell My Textbooks** from the dashboard at the top of the page.

3



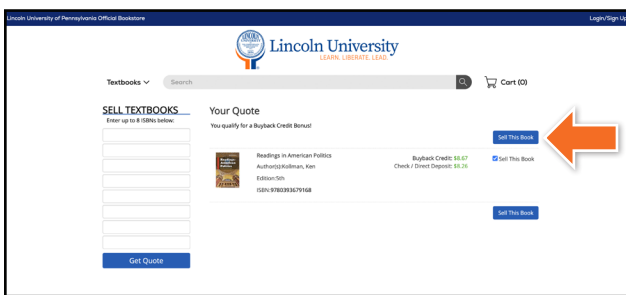
Select **Sell to your Online Bookstore**.

4



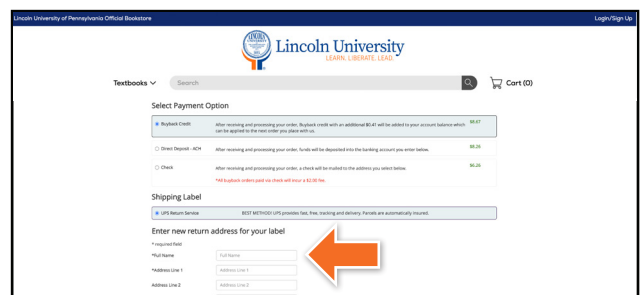
Enter up to 8 ISBNs at a time and select **Get Quote**.

5



After selecting textbooks, choose a payment option and shipping label. Select **Sell This Book**.

6



Complete by printing the UPS label. Insert packing slip with your book(s) and affix the label to the outside of your package. Take your package to any UPS store.