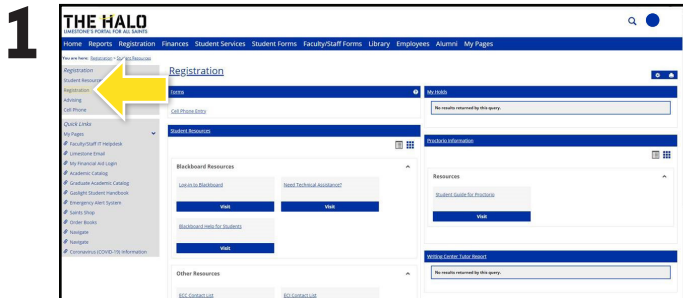
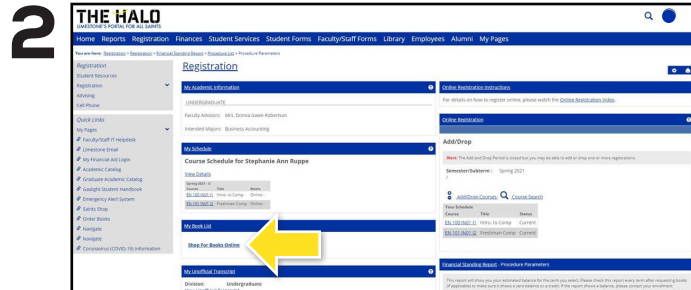


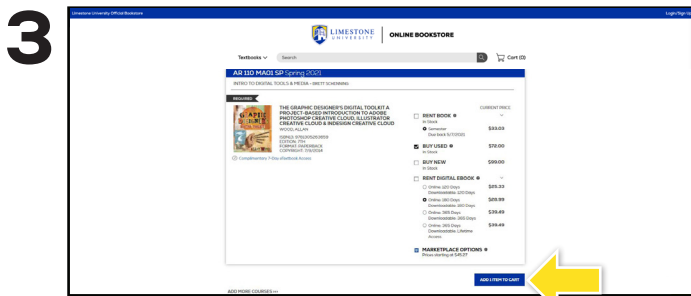
How To Order Course Materials



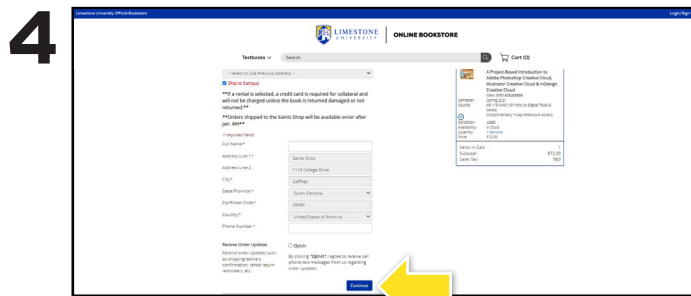
Navigate to **Halo** at <http://portal.limestone.edu/ICS>. Sign in and select the **Registration** tab at the top of the page. Then select the **Registration** subtab.



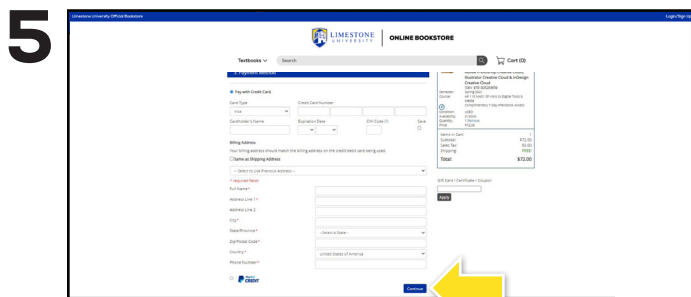
Select **Shop For Books Online**.



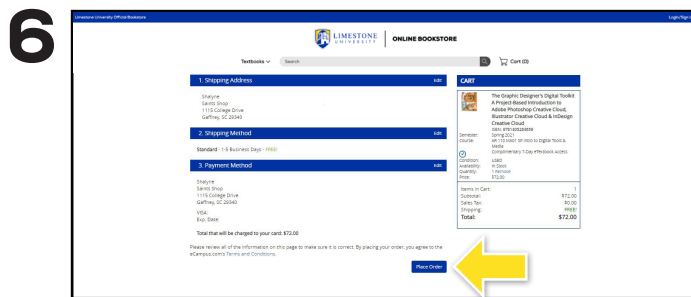
Courses you are enrolled in will automatically populate. Choose your purchasing options and select **Add Items to Cart**.



Begin the check out process by choosing a **shipping option**. Day students should select **Ship to Campus** and EC students should enter the address where they want their books shipped.



Select your method on the payment screen: credit/debit card, financial aid, or PayPal. If you are renting a textbook a credit card is required to keep on file as collateral.



After reviewing, select **Place Order** to complete the purchase and receive a confirmation number. Your confirmation number will also be emailed.