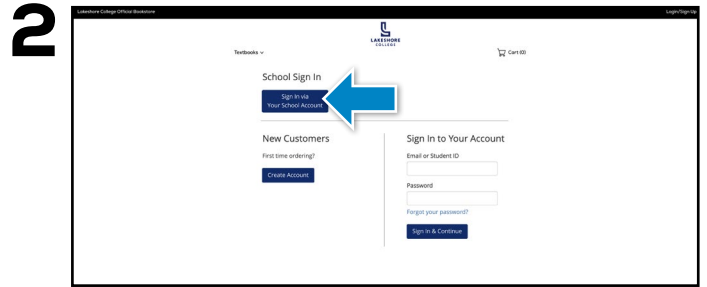
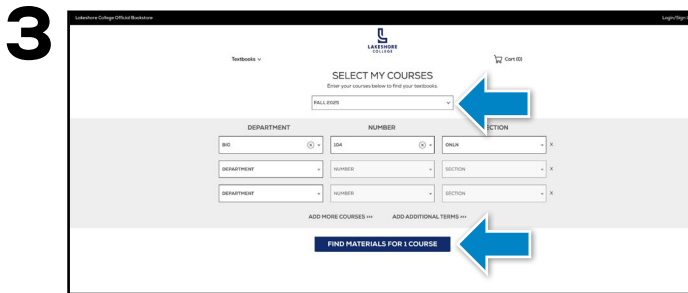


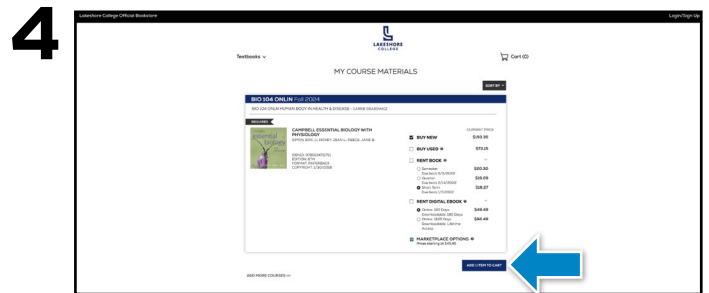
Log in to **MyLakeshore** and select the **Lakeshore Online Bookstore** app.



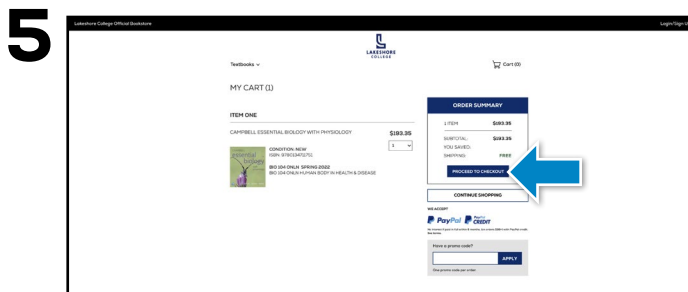
If you have not logged in before, you will be redirected to this screen. Select **Sign In via Your School Account**. This will take you directly to your Bookstore account with the books you need for your classes.



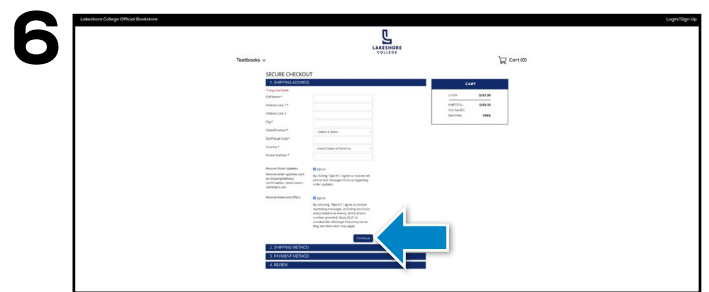
If you are already logged in, select your current semester from the dropdown box.



Select the items to be purchased and select **Add Item to Cart**.



Review your order and select **Proceed to Checkout**.



Begin the checkout process by entering your shipping preference, billing address, and payment information. If you are receiving financial aid or 3rd party assistance for payment, you can select the checkbox next to the funds to apply it to your purchase balance. Select **Continue** to review your order a final time.

If a rental is being ordered, a credit card is required at checkout regardless of the selected payment method. The credit card will not be charged unless the rental is not returned or is damaged.