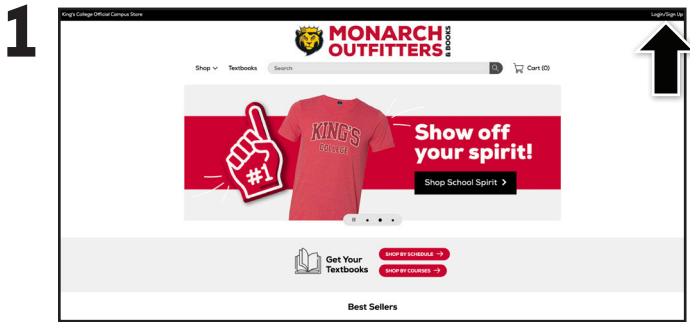
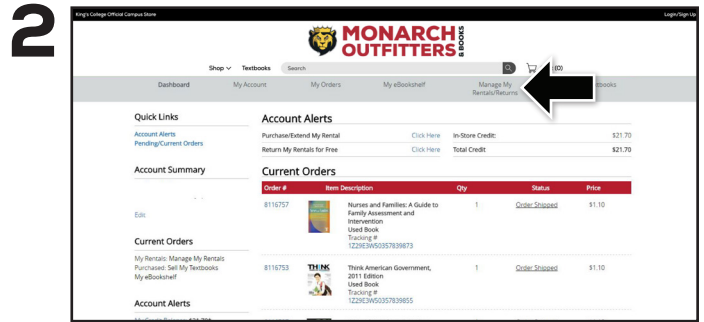


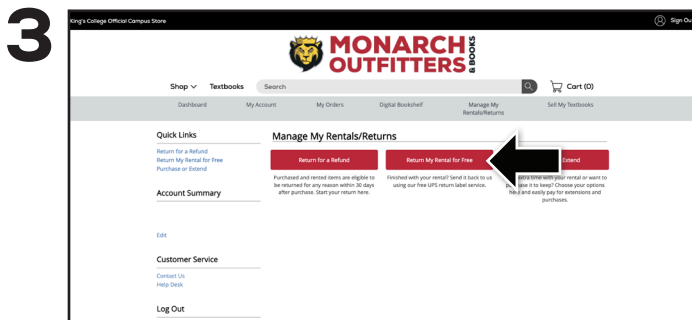
## How to Return Rentals



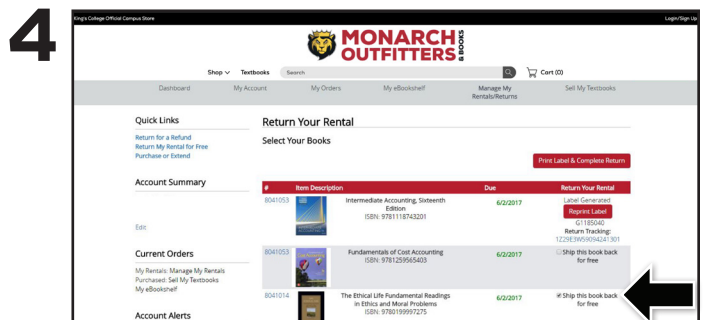
Visit the King's College Online Bookstore at [kings.ecampus.com](http://kings.ecampus.com) and select **Login** in the upper right-hand corner. Sign in via your **myKings**.



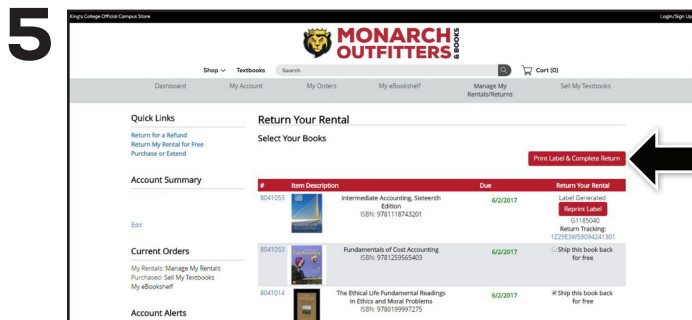
Select **Manage My Rentals/Returns** from the menu at the top.



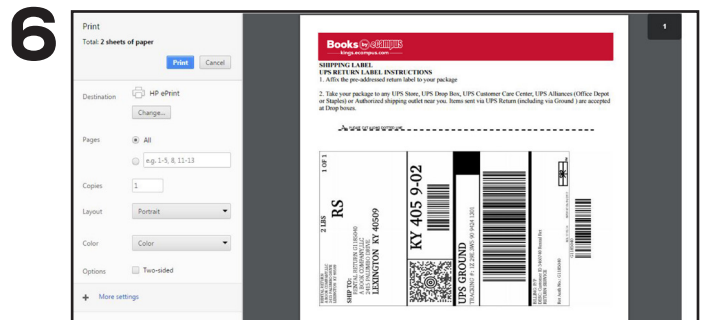
Choose **Return My Rental for Free** to continue.



Find the rental(s) you wish to return and check the **Ship this book back for free** box.



Select **Print Label & Complete Return** to continue.



Print your free UPS label and packing slip. Insert the packing slip with the rental(s) you are returning and affix the UPS label to the outside of your package. Take your package to any UPS Store.

You may also return your rentals at the buyback on campus at the end of each semester. No labels or packaged box required when returning during buyback.