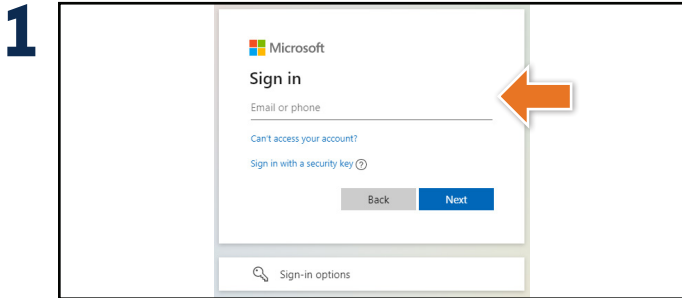
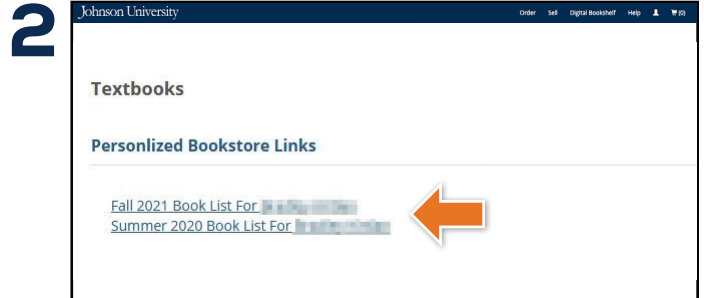


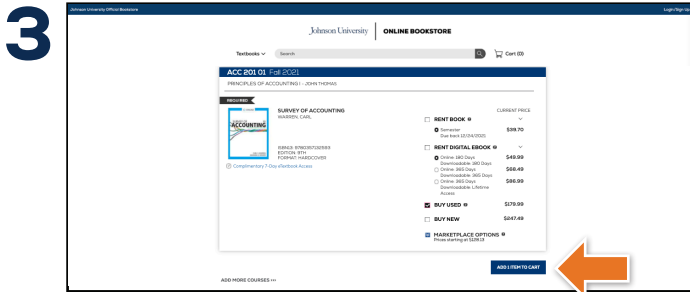
How To Order Course Materials



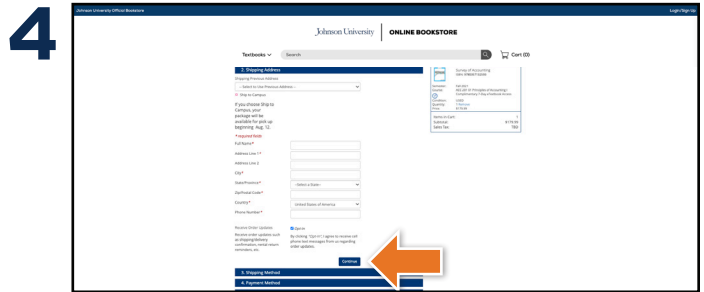
Log in to your **Johnson University** portal.



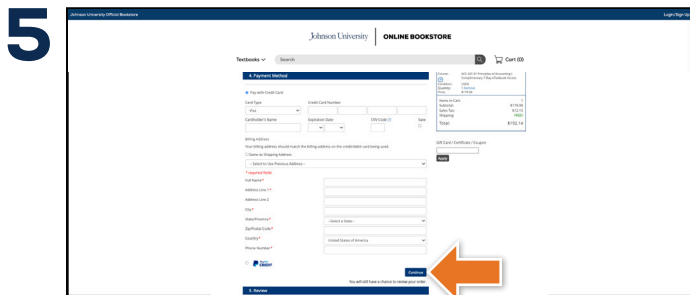
Select **ACADEMICS > TEXTBOOKS** and look for the Personalized Bookstore Links. This portal will display options for terms you are currently enrolled in.



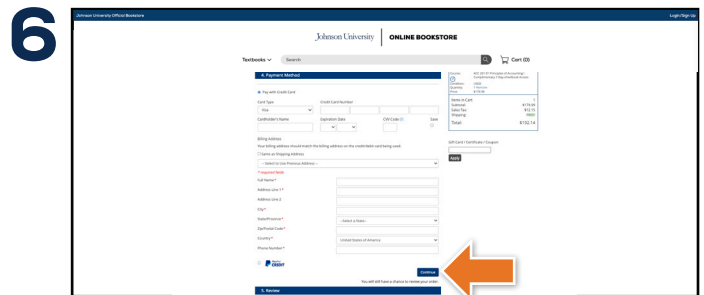
Courses you are enrolled in will automatically populate. Choose your purchasing options and select **Continue**.



Begin the check out process by choosing a **shipping option**. You can choose to **Ship to Campus** or enter the address where you would like your books to be shipped.



Select your method on the payment screen: credit/debit card, financial aid, or PayPal. If you are renting a textbook a credit card is required to keep on file as collateral.



After reviewing, select **Place Order** to complete the purchase and receive a confirmation number. Your confirmation number will also be emailed.