






1 Visit [ivytech.ecampus.com](http://ivytech.ecampus.com) and select **Login/Sign Up** in the upper-right corner.




2 Select **Sign In via MyIvy**. You will be redirected to sign in using your Ivy Tech Community College credentials.



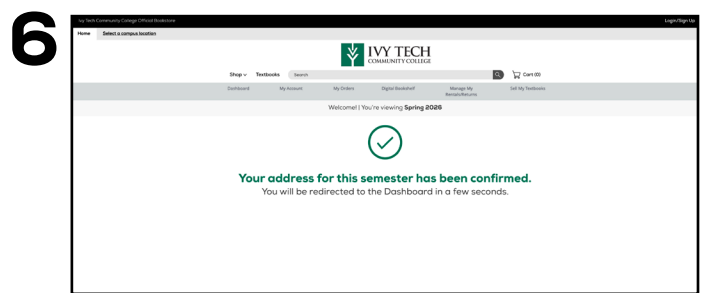
3 From the student dashboard, select your **term**. Select **Address Verification** in red to verify your address. If you do not see the Address Verification button, no action is required.



4 Select **Ship to Home** to have materials delivered to your home address or select **Ship to Campus Store** if you would like your materials shipped to an Ivy Tech Campus Store.



5 If you selected Ship to Home in the previous step, enter your home address.



6 After verifying your campus pickup location or home address, select **Confirm**. You will receive a confirmation screen indicating you have completed address verification.