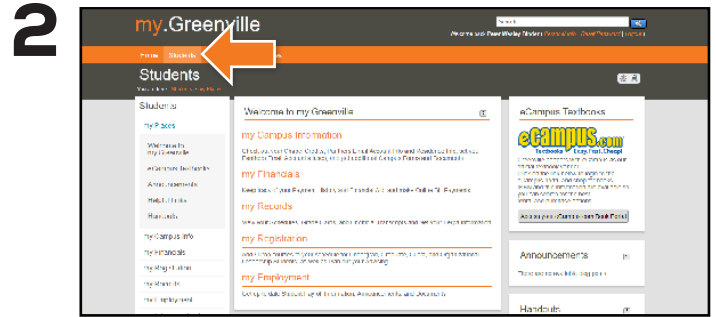




How To Order Course Materials



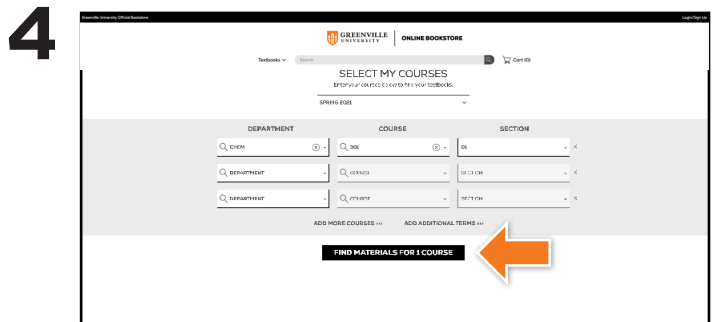
Log in to my.greenville.edu.



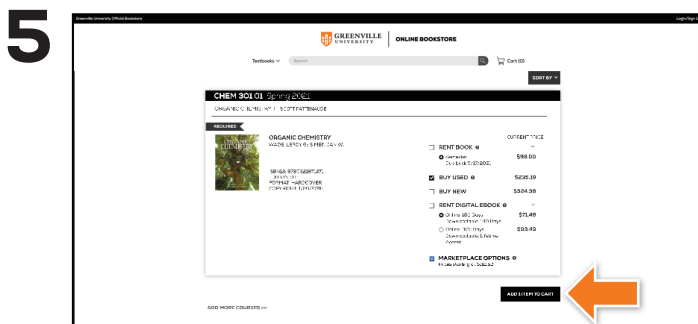
Once logged in, at the top of the page, select the Students tab.



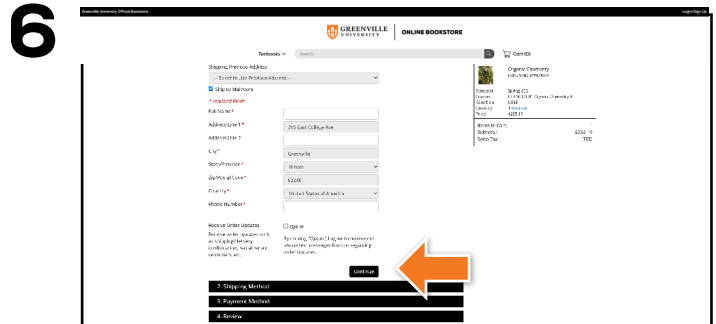
Select Access your eCampus.com Book Portal on the right-hand side of the Students page.



Select Order Your Textbooks on the home screen. Select the Semester, Department, Course, and Section of each course for which you wish to order. Then, select Find Materials for Course.



Choose a purchasing option for each book and select Add Item to Cart. Review your cart and select Proceed to Checkout.



Enter shipping information, choose a shipping method, enter payment information, and select Continue. Review your order a final time and select Place Order to complete. You will receive a confirmation number and order updates via email.