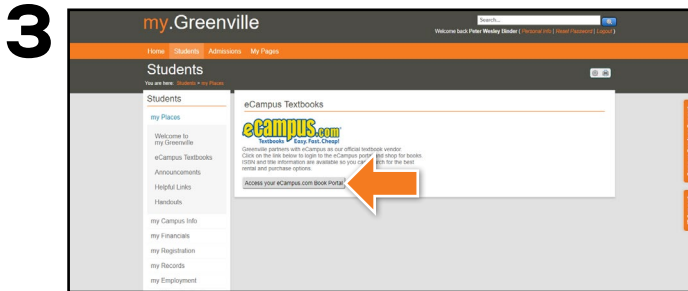




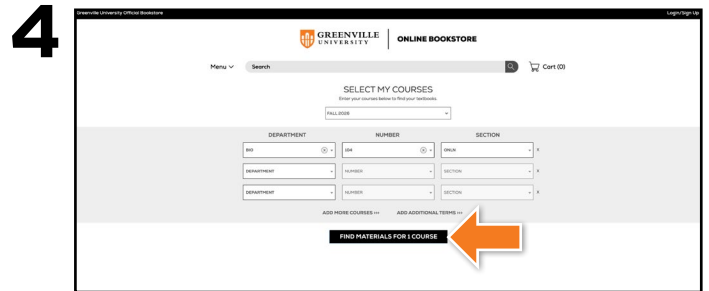
Log in to **my.greenville.edu**.



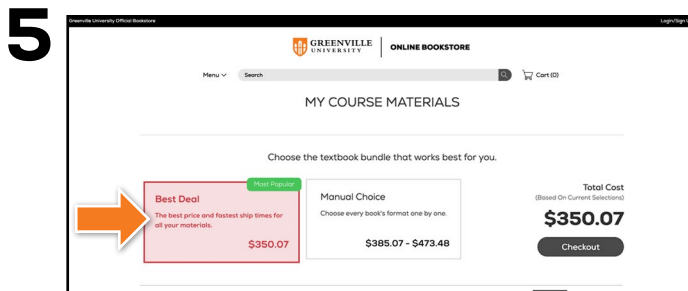
Once logged in, at the top of the page, select the **Students** tab.



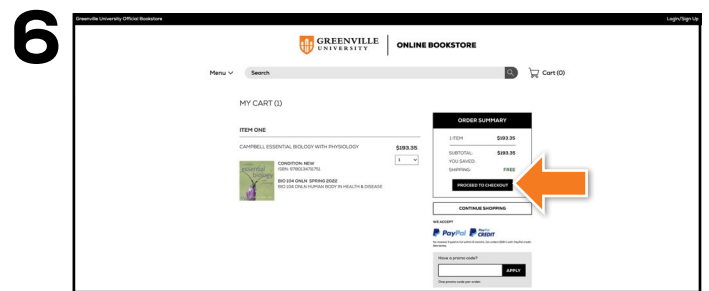
Select **Access your eCampus.com Book Portal** on the right-hand side of the Students page.



Select the correct **Semester** along your Course(s) and select **Continue**.

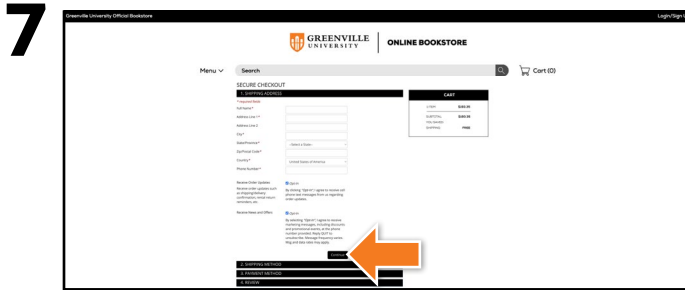


Select **Best Deal** to bundle your required course materials at the best price and fastest ship time. You may also select **Manual Choice** to make your selections individually. Select **Checkout** or **Add Item to Cart**.

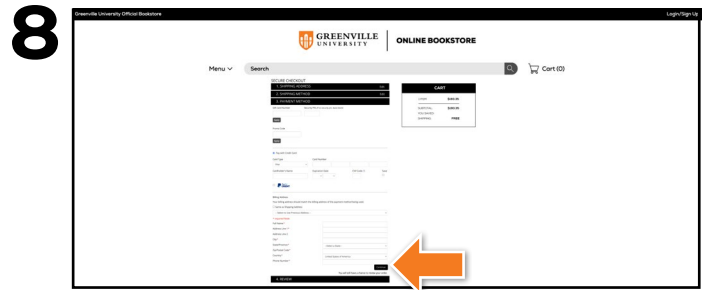


Review your order and select **Proceed to Checkout**.

If a rental is being ordered, a credit card is required at checkout regardless of the selected payment method. The credit card will not be charged unless the rental is not returned or is damaged.



Begin the checkout process by entering your address information. Select **Continue** to choose your shipping method.



Select or enter your payment method. Select **Continue** to review and complete your order.

If a rental is being ordered, a credit card is required at checkout regardless of the selected payment method. The credit card will not be charged unless the rental is not returned or is damaged.