

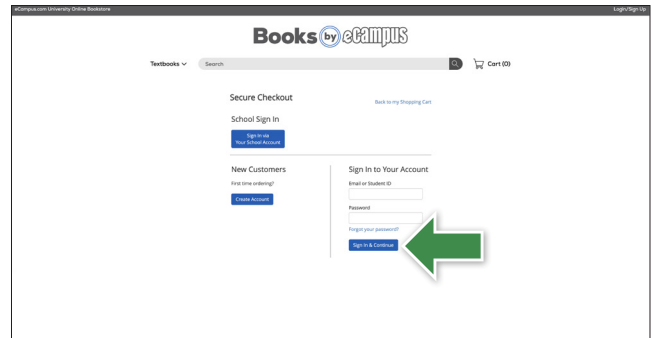
How To Access Your Digital Bookshelf



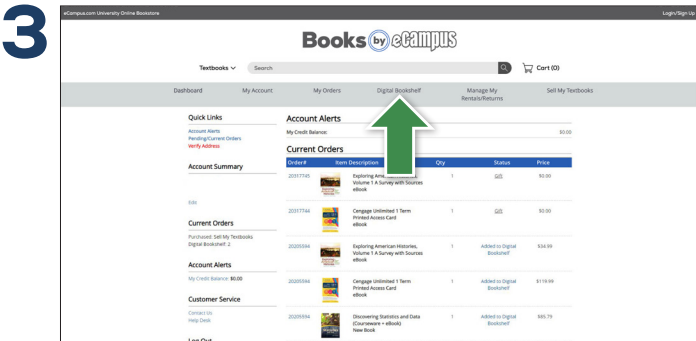
1

2

Visit your **Online Bookstore** and select **Login/Sign Up** in the right-hand corner.



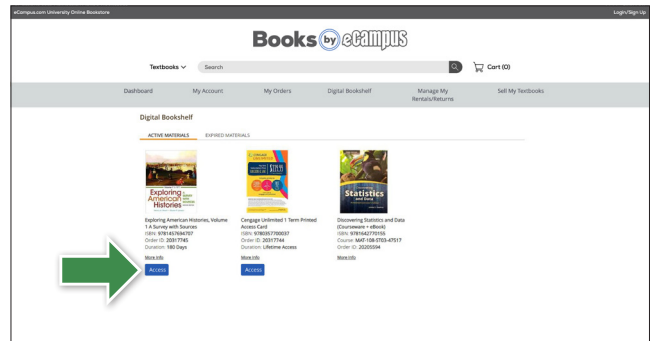
Log in to your account.



3

4

Select **Digital Bookshelf** from the menu at the top.



Select **Access** or **Register** to utilize your eBook or access code.

To return an eBook or access code for a refund, please contact Customer Service. Revealed access codes may not be eligible for a refund.