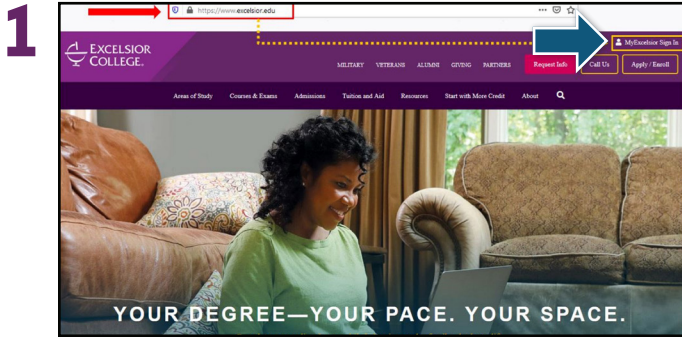
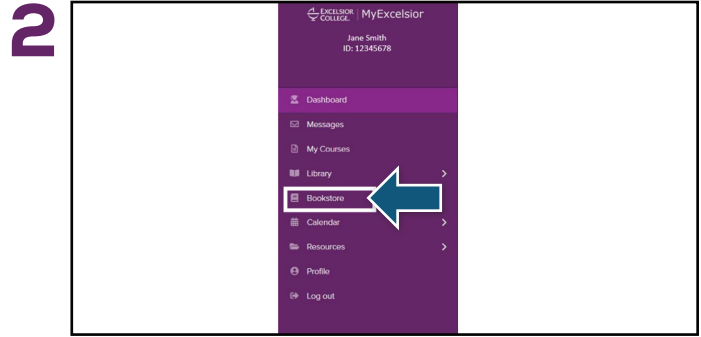


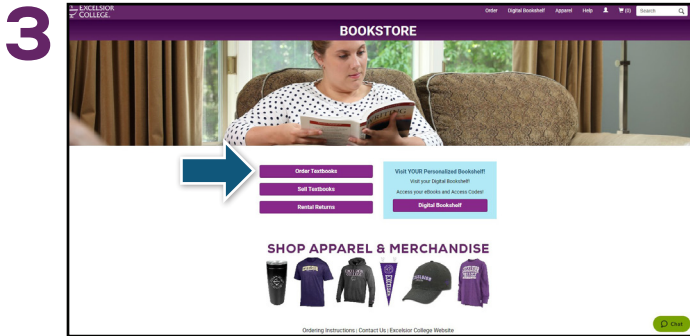
How to Order Course Materials



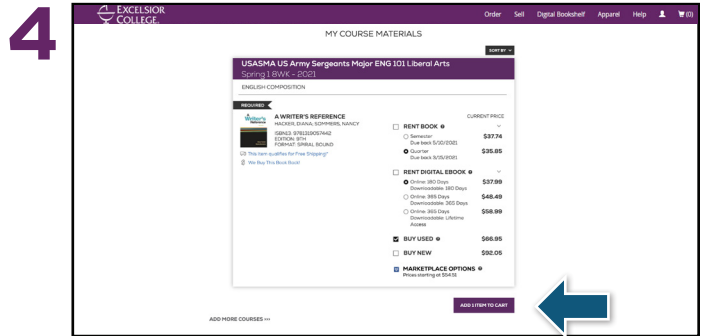
Visit **excelsior.edu** and sign in via your **MyExcelsior** student portal.



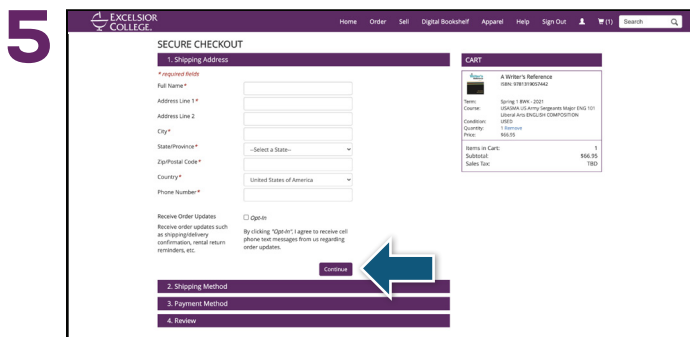
Select the **Bookstore** link to be directed to the online bookstore, where you will purchase course material.



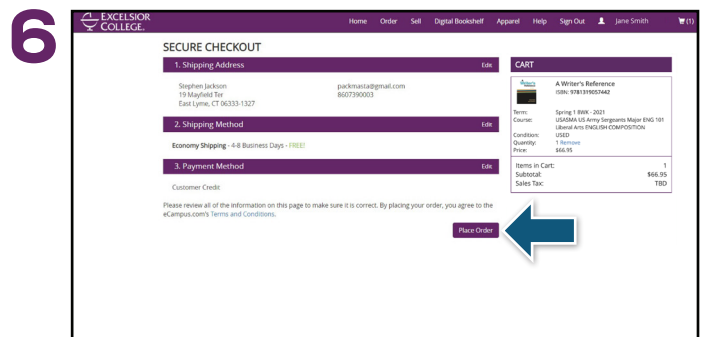
Select **Order Textbooks**.



Select **Term, Course and Course Number**. Once all courses have been chosen, select **Continue**. Choose your purchasing options and select **Add Item to Cart**.



Begin the checkout process by entering your shipping address. Select **Continue** to choose your shipping method. Select your method on the payment screen: credit/debit card, UCard or PayPal. Select **Continue** to review. If a rental is selected, a credit card is required for collateral and will not be charged unless the book is returned damaged or not returned.



After reviewing, select **Place Order** to complete the purchase and receive a confirmation number. Order confirmation will also be emailed.