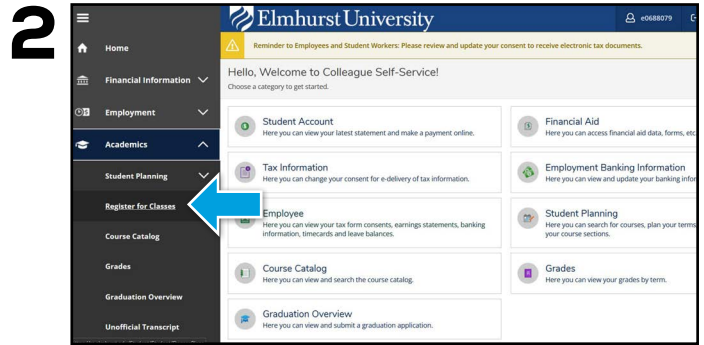
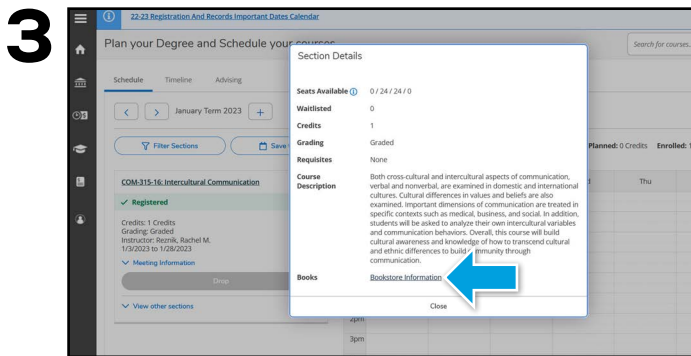


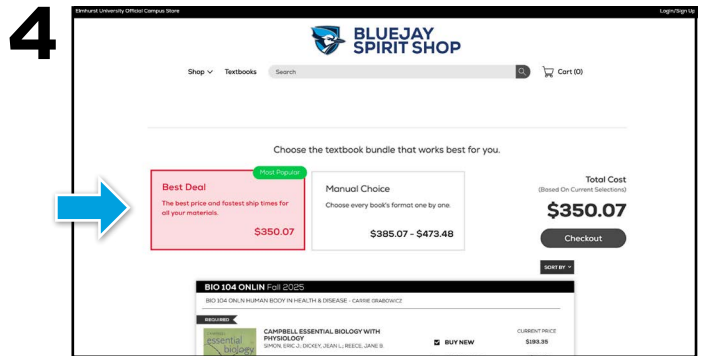
Log in to your **MyElmhurst** account and select **Self-Service**. Select the Student icon.



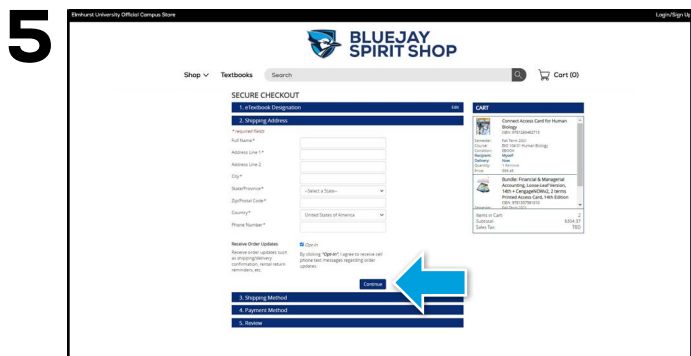
Within Self-Service, select the three lines icon (on the left), select **Academics**, and then select **Register for Classes**.



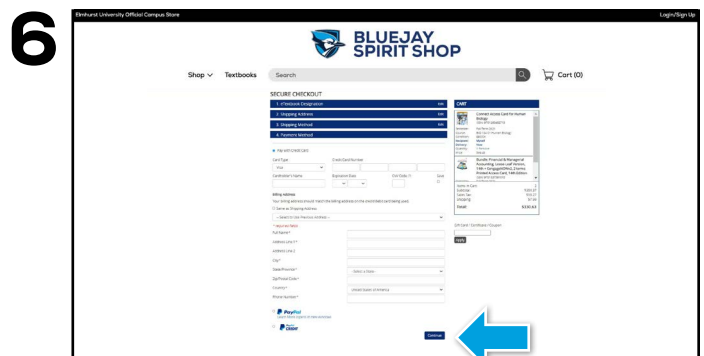
Select the term, then select the course name for more details. In the course details, select the **Bookstore Information** link.



Your course materials will automatically populate based on your schedule. Select **Best Deal** to bundle your required course materials at the best price and fastest ship time. You may also select **Manual Choice** to make your selections individually. Add items to cart, then review your order and select **Proceed to Checkout**.



Begin the checkout process by selecting your **Ship to Campus** preference or entering your shipping address. Select **Continue** to proceed.



Select or enter your payment method: credit/debit card, Book Voucher, or PayPal. Select **Continue** to review and complete your order.

If a rental is being ordered, a credit card is required at checkout regardless of the selected payment method. The credit card will not be charged unless the rental is not returned or is damaged