
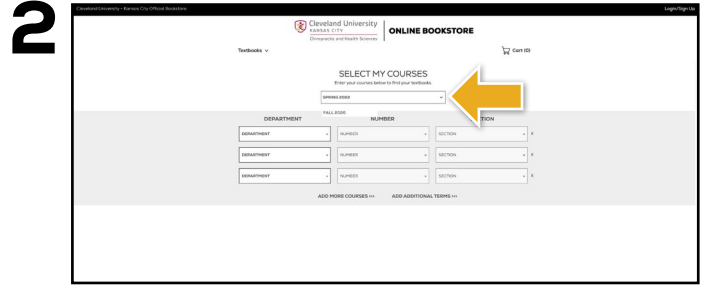


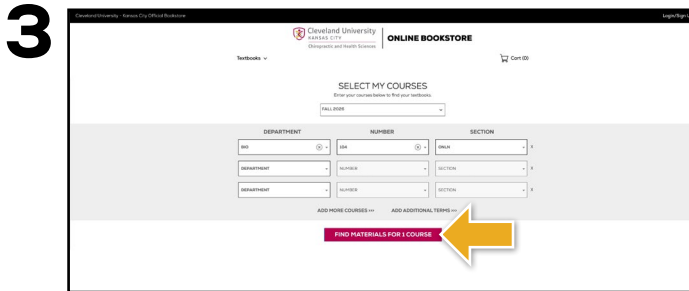
# How to Order Your Course Materials



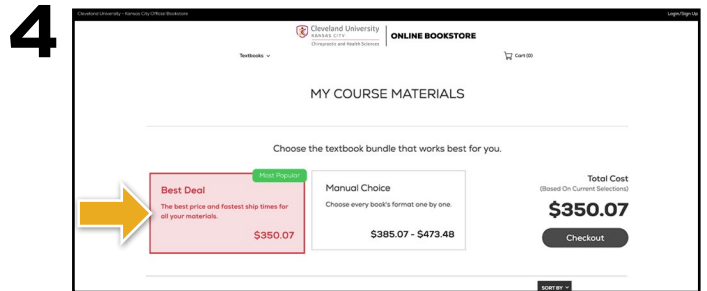
Visit [cleveland.ecampus.com](http://cleveland.ecampus.com) and select **Order** from the drop-down menu.



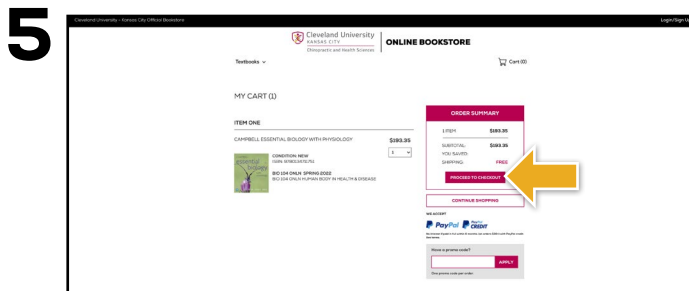
Select your term from the drop-down menu.



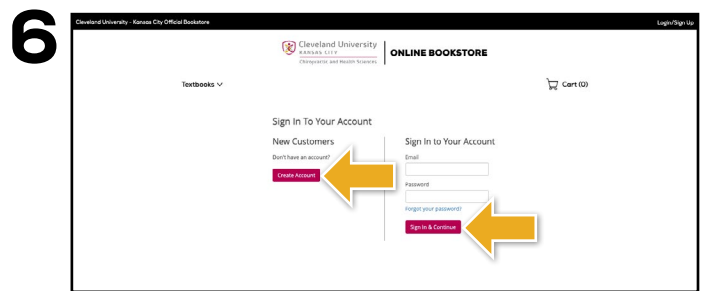
Select your course(s) and select **Find Materials for Course**.



Select **Best Deal** to bundle your required course materials at the best price and fastest ship time. You may also select **Manual Choice** to make your selections individually. Select **Checkout** or **Add Item to Cart**.



Review your order and select **Proceed to Checkout**.



Sign in to your account or select **Create Account** to complete the checkout process.

If a rental is being ordered, a credit card is required at checkout regardless of the selected payment method. The credit card will not be charged unless the rental is not returned or is damaged.