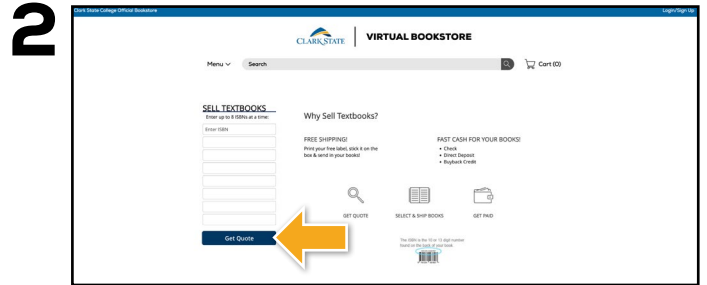
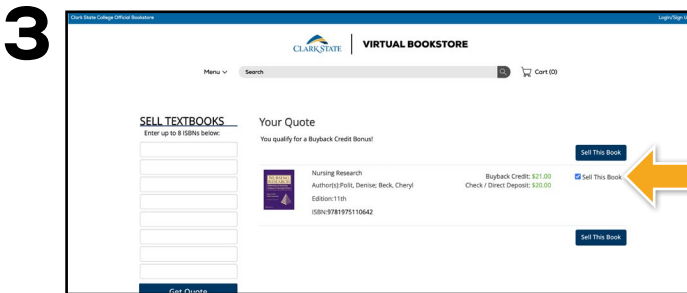


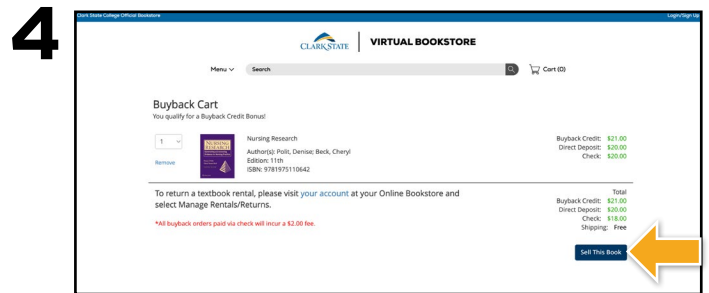
Visit [clarkstate.ecampus.com](http://clarkstate.ecampus.com) and select **Sell Textbooks** from the drop-down menu.



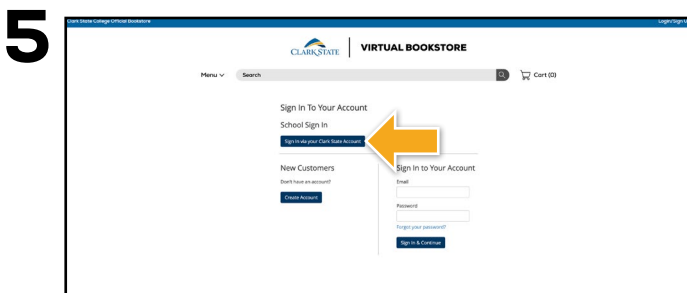
Enter the ISBN of the book(s) you wish to sell. Up to eight (8) books may be entered at a time. Once all ISBNs have been entered, select **Get Quote**.



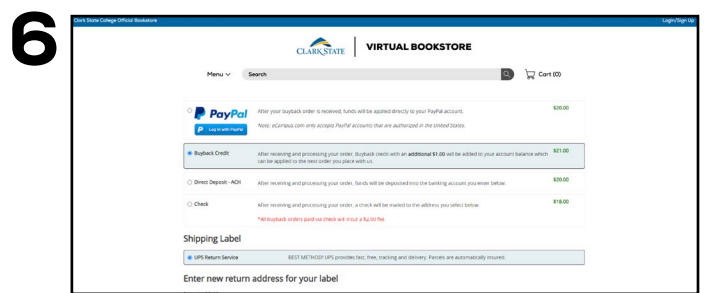
You will receive a quote for each book. Select the **Sell This Book** box for the book(s) you wish to sell and select the **Sell This Book** or **Sell These Books** button.



Review your buyback cart and select **Sell This Book** or **Sell These Books**.



Select the **Sign In via Your Clark State Account** button. You will be redirected to sign in using your Clark State College credentials.



Select a payment option and enter your shipping information. Select **Complete** to confirm your transaction and view and print your pre-paid UPS label and packing slip. Insert the packing slip with the book(s) you are selling and affix the UPS label to the outside of your package. Take your package to The UPS Store.