


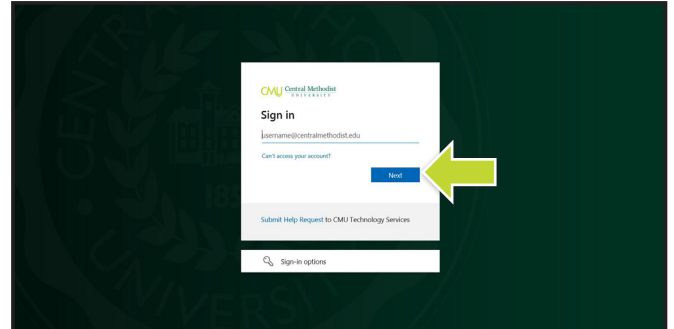
How to Order Course Materials

1




Visit centralmethodist.ecampus.com and sign in via your **CMU Account**.

2



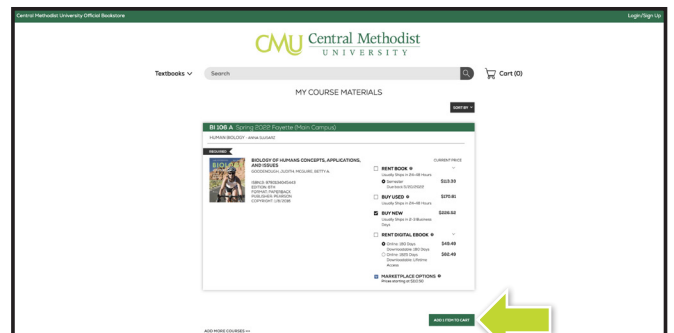
You will be redirected to sign in with your CMU credentials.

3



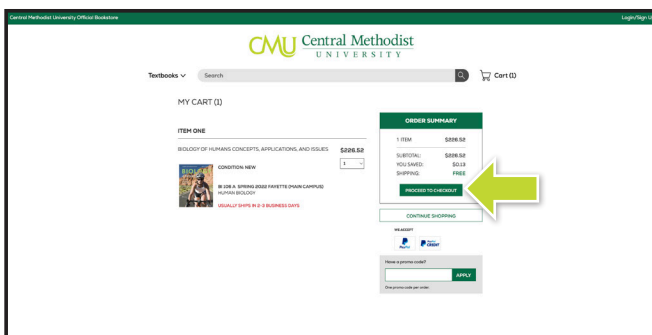
You will be directed to select either **Fayette (Main Semester)** or **CGES**.

4




Your books will auto-populate based on your course schedule. Select your textbooks from the **new, used, rental, ebook, or marketplace** options. Once all options are chosen, select **Add Item to Cart** at the bottom.

5



Review your order and select **Proceed to Checkout**.

6



You will then be prompted to fill in your **shipping address, shipping method, and payment method** before placing the order. If you are ordering for **Fayette (Main Campus)** you **MUST** ship your textbooks to the **CMU Eagle Store** and pick them up, this option is auto-populated during this step.