


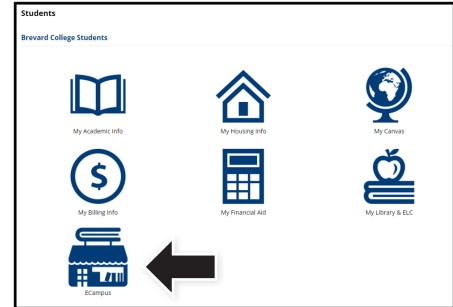
How To Order Textbooks

1



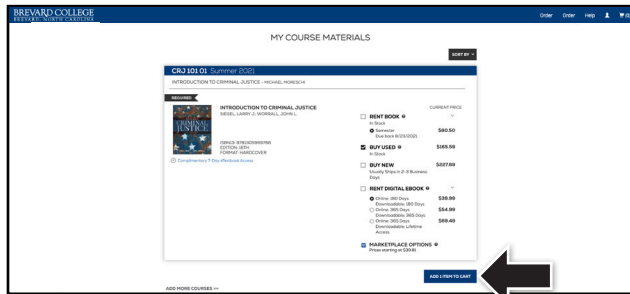
After logging in at **MyBrevard**, select **Students**.

2



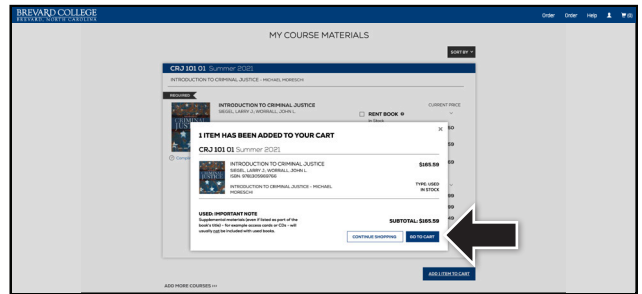
Once you have selected **Students**, you will see the **ECampus** icon.

3



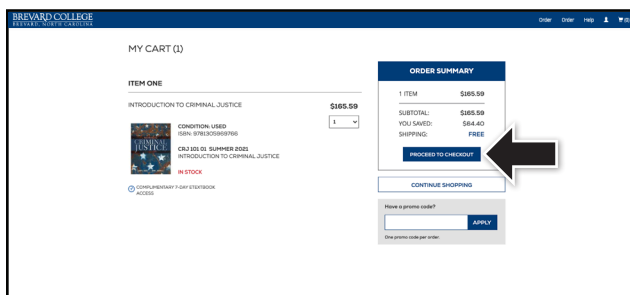
Select the condition and format of the items that you wish to order for your registered classes and select **Add Item to Cart**.

4



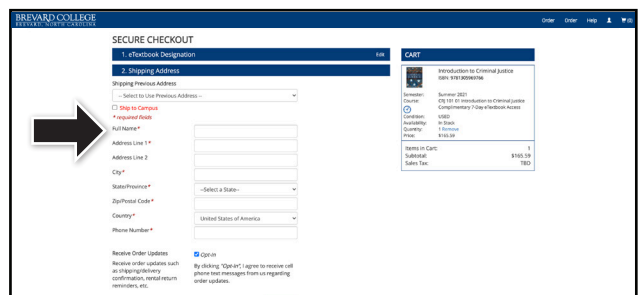
If you choose to rent or purchase a used textbook, a pop-up will appear reminding you that supplemental materials might not be included. Select **Go To Cart** to proceed.

5



Review the items in your cart and select **Proceed to Checkout**.

6



Enter all necessary information and select **Continue** to confirm your purchase.