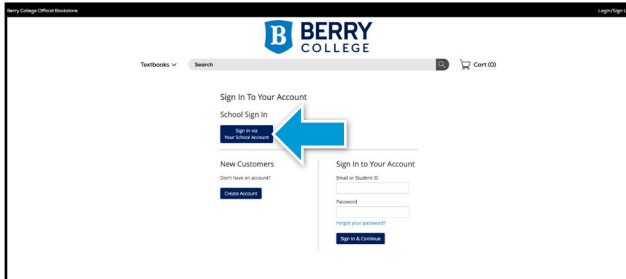


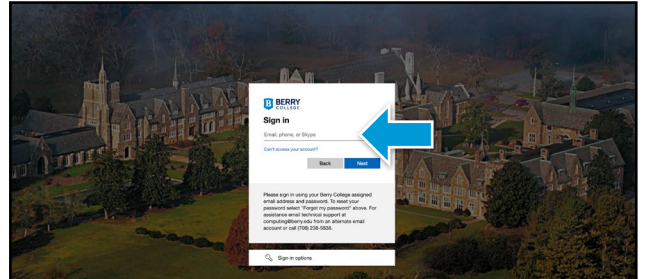


1



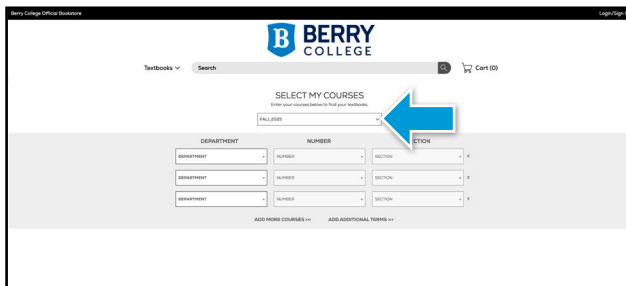
Visit berry.ecampus.com and select **Login/Sign Up** in the upper-right corner. Select **Sign In via Your School Account**.

2



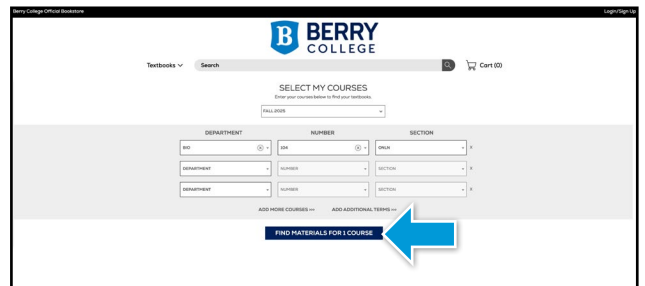
You will be redirected to sign in with your Berry College credentials.

3



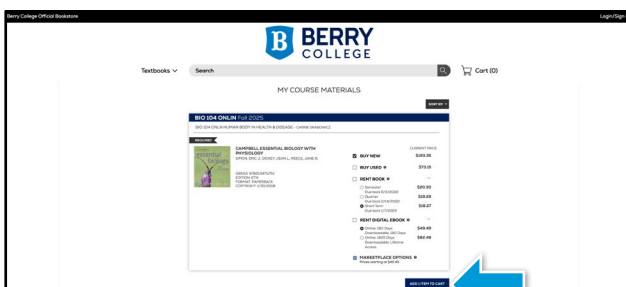
Using the drop-down menu, select the term for which you wish to order.

4



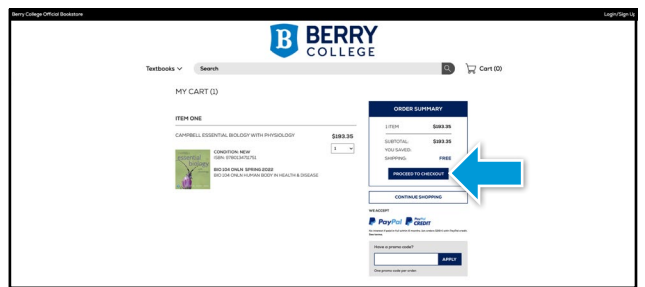
Select your course(s) and select **Find Materials for Course**.

5



Select the item(s) to be purchased and select **Add Item to Cart**.

6



Review your order and select **Proceed to Checkout**.

If a rental is being ordered, a credit card is required at checkout regardless of the selected payment method. The credit card will not be charged unless the rental is not returned or is damaged.