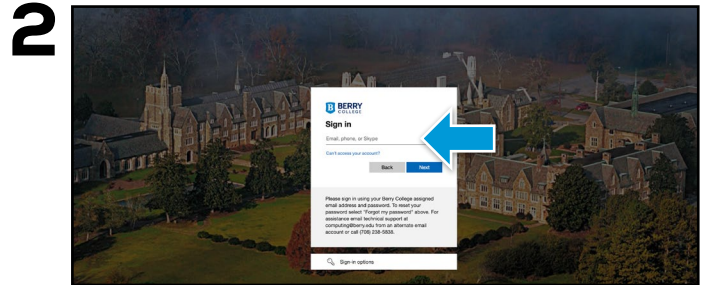
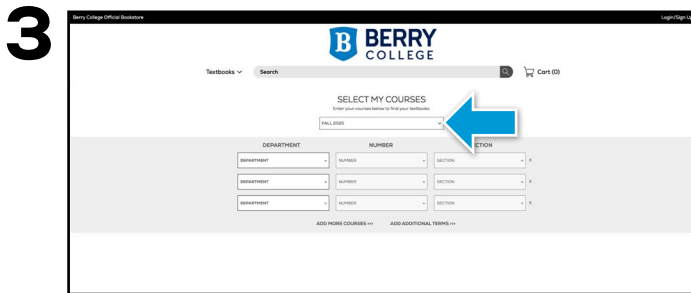


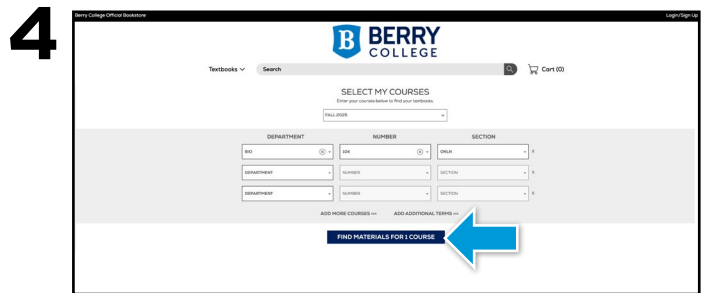
1 Visit berry.ecampus.com and select **Login/Sign Up** in the upper-right corner. Select **Sign In via Your School Account**.



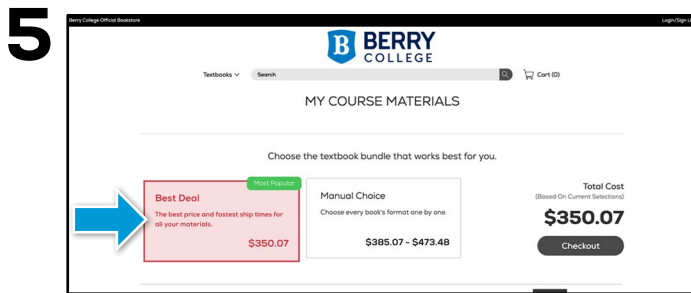
2 You will be redirected to sign in with your Berry College credentials.



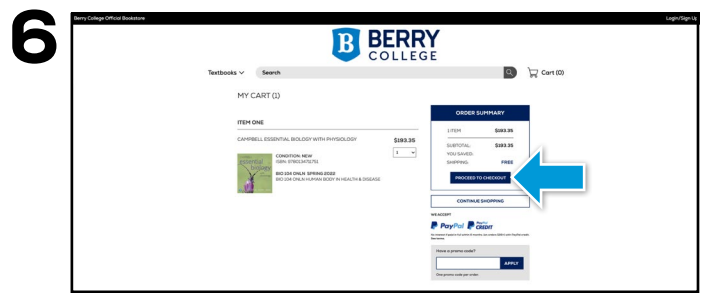
3 Using the drop-down menu, select the term for which you wish to order.



4 Select your course(s) and select **Find Materials for Course**.



5 Your course materials will automatically populate based on your schedule. Select **Best Deal** to bundle your required course materials at the best price and fastest ship time. You may also select **Manual Choice** to make your selections individually. Select **Checkout** or **Add Item to Cart**.



6 Review your order and select **Proceed to Checkout**.

If a rental is being ordered, a credit card is required at checkout regardless of the selected payment method. The credit card will not be charged unless the rental is not returned or is damaged.