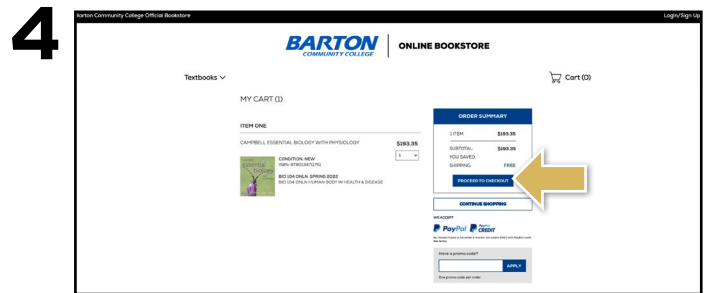
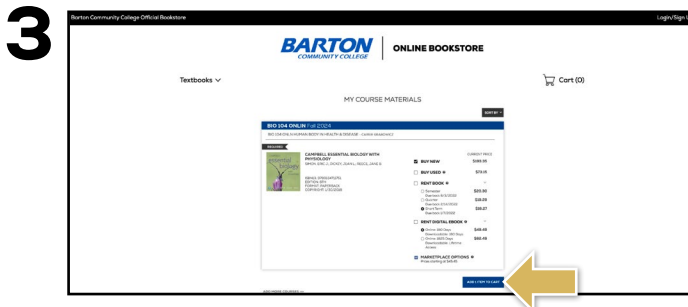


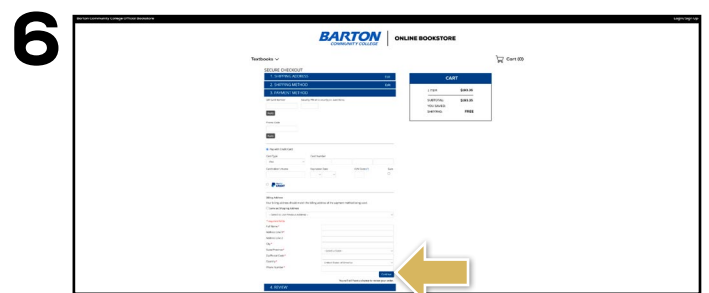
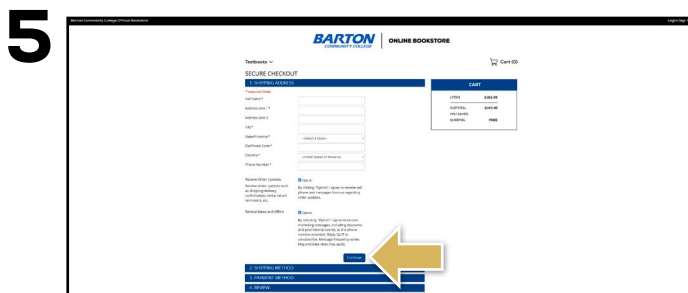
Visit bartonccc.ecampus.com and select **Login/Sign Up** in the upper-right corner. Select **Sign In via Your School Account**.

You will be redirected to sign in with your Barton Community College credentials.



Your course materials will automatically populate based on your schedule. Select the item(s) to be purchased and select **Add Item to Cart**.

Review your order and select **Proceed to Checkout**.



Begin the checkout process by selecting your **Ship to Campus** preference or entering your shipping address. Select **Continue** to choose your shipping method.

Select or enter your payment method. Select **Continue** to review and complete your order.

If a rental is being ordered, a credit card is required at checkout regardless of the selected payment method. The credit card will not be charged unless the rental is not returned or is damaged.