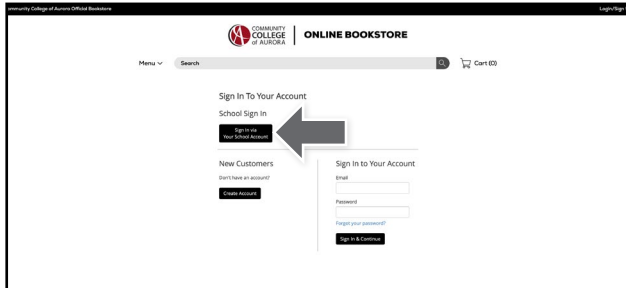





1



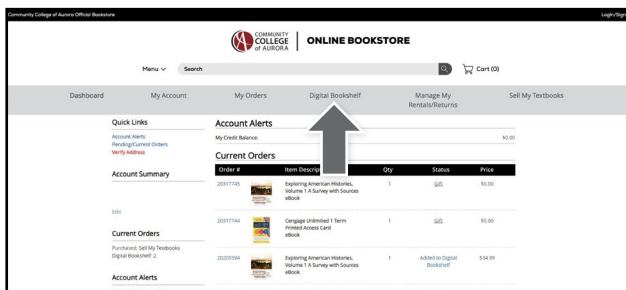
Visit ccaurora.ecampus.com and select **Login/Sign Up** in the upper-right corner. Select **Sign In via Your School Account**.

2



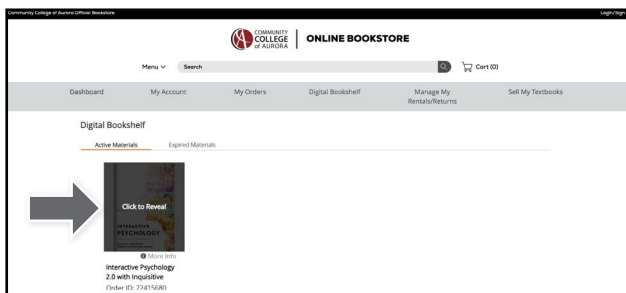
You will be redirected to sign in using your Community College of Aurora credentials.

3



Select **Digital Bookshelf** from the menu at the top.

4



Select **Click to Reveal** to view your eBook or gain instructions for redeeming your access code.

Digital content, including eBooks and access codes, are loaded to your Online Bookstore account under your Digital Bookshelf. To return an eBook or access code for a refund, please contact customer service. Revealed digital materials may not be eligible for a refund.