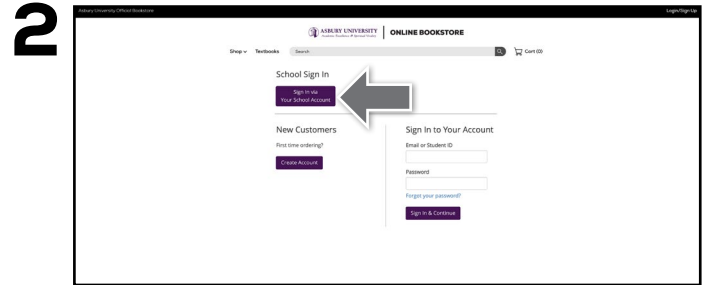
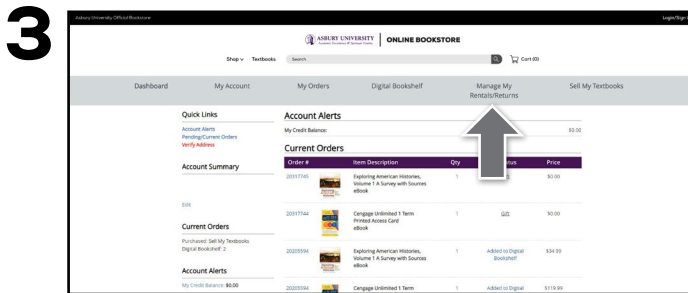


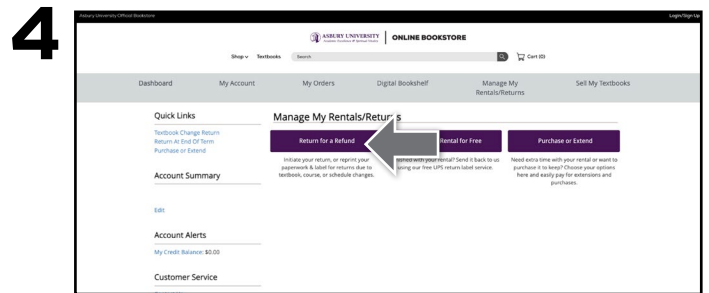
Visit asburyu.ecampus.com and select **Login/Sign Up** in the upper-right corner.



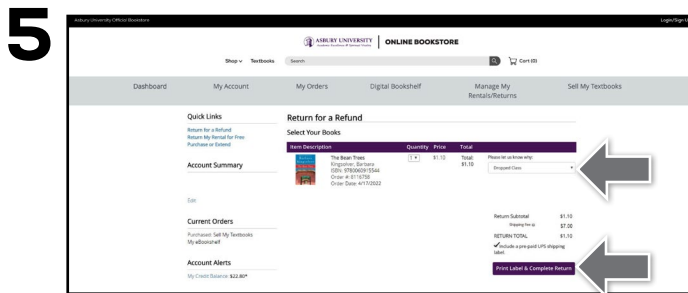
Sign in with the credentials you used when you placed your order.




Select **Manage My Rentals/Returns** from the menu at the top.



Select **Return for a Refund**.



Books eligible for a refund will appear. Update the quantity for the book(s) you are returning and select the reason. Select **Print Label & Complete Return**.



Print your pre-paid UPS label and packing slip. Insert the packing slip with the book(s) you are returning and affix the UPS label to the outside of your package. Take your package to The UPS Store.